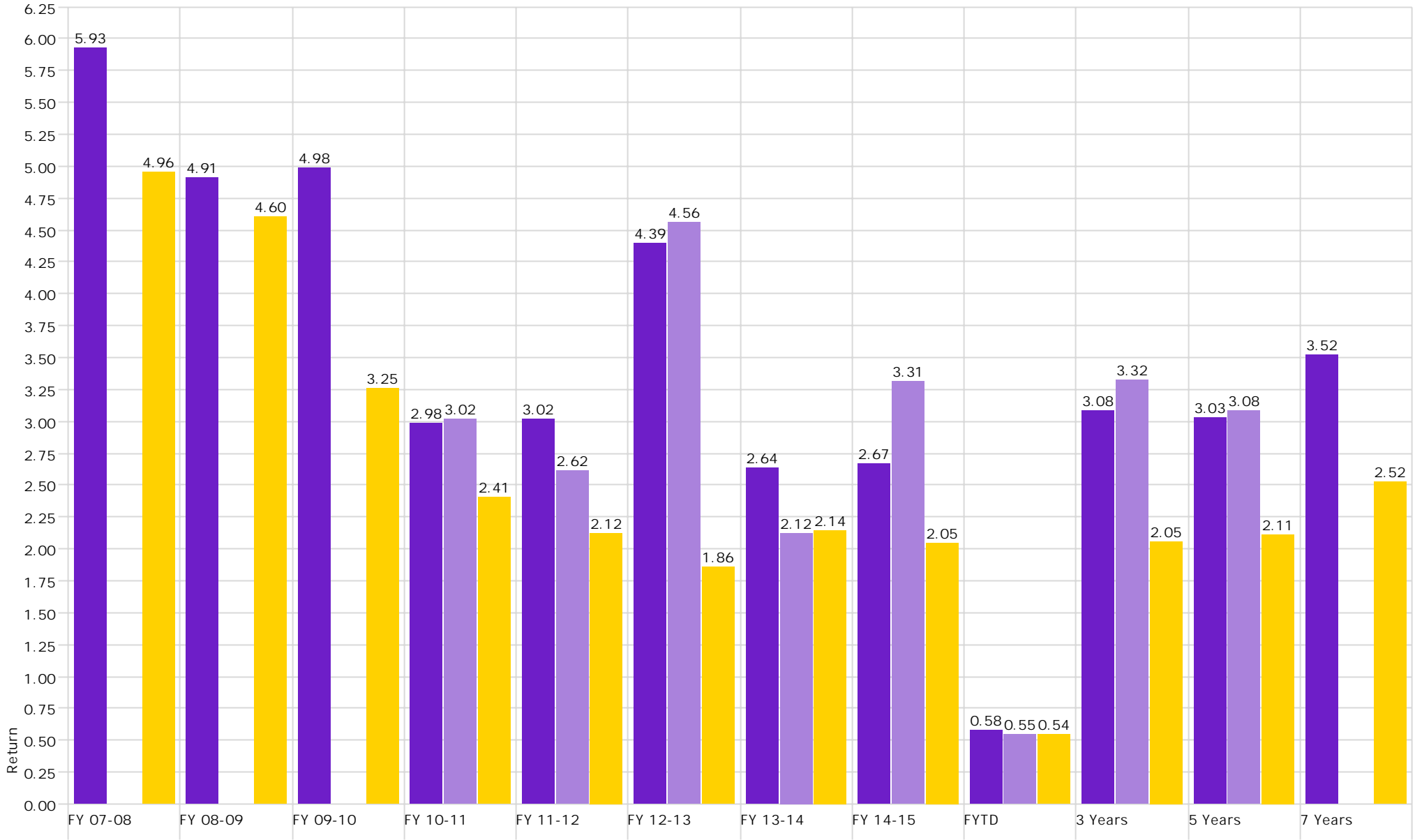


LSU				
Deposit an				
RI & ROODWHUDO	Sweep/MMA Repurchase	of Deposit	in Financial Institutions	Collateral (1)
LSU A&M, LSU Alexandria, LSU Eunice, and LSU Health New Orleans				
Total				
	\$ 103,417,821	\$ 18,600	\$ 103,436,421	\$ 153,704,759
LSU Health Shreveport				
Total				
	\$ 71,449,640	\$ -	\$ 71,449,640	\$ 73,109,493
LSU Health Care Services Division				
Total				
	\$ 49,549,511	\$ -	\$ 49,549,511	\$ 56,993,436
LSU - Shreveport				
Total				
	\$ 3,269,331	\$ 100,200	\$ 3,369,531	\$ 11,019,906
Total Requiring Collateral				
	\$ 227,686,303	\$ 118,800	\$ 227,805,103	\$ 294,827,594
Deposits In Trust or Federal Obligations Not Requiring Collateral				
(2)				
Total				
	\$ 137,495,872	\$ -	\$ 137,495,872	
Total Deposits				
	\$ 365,182,175	\$ 118,800	\$ 365,300,975	
<p>(1) Collateral amounts include FDIC coverage of \$250,000 on Demand Deposits, \$250,000 on CD's and \$250,000 by the National Credit Union Share Insurance Fund on deposits with Campus Federal Credit Union.</p> <p>(2) One Gi « g y g</p>				

Investment Management Program Endowed Accounts

As of 9/30/2015

2) p Á à ø 3 • p °



Endowment

Osher

Endowed Benchmark

Investment Management Program
Endowed Accounts

As of 9/30/2015


6.25
6.00
5.75
5.50
5.25
5.00
4.75
4.50
4.25
4.00
3.75
3.50
3.25
3.00
2.75
2.50
2.25
2.00
1.75
1.50
1.25
1.00
0.75
0.50
0.25
0.00

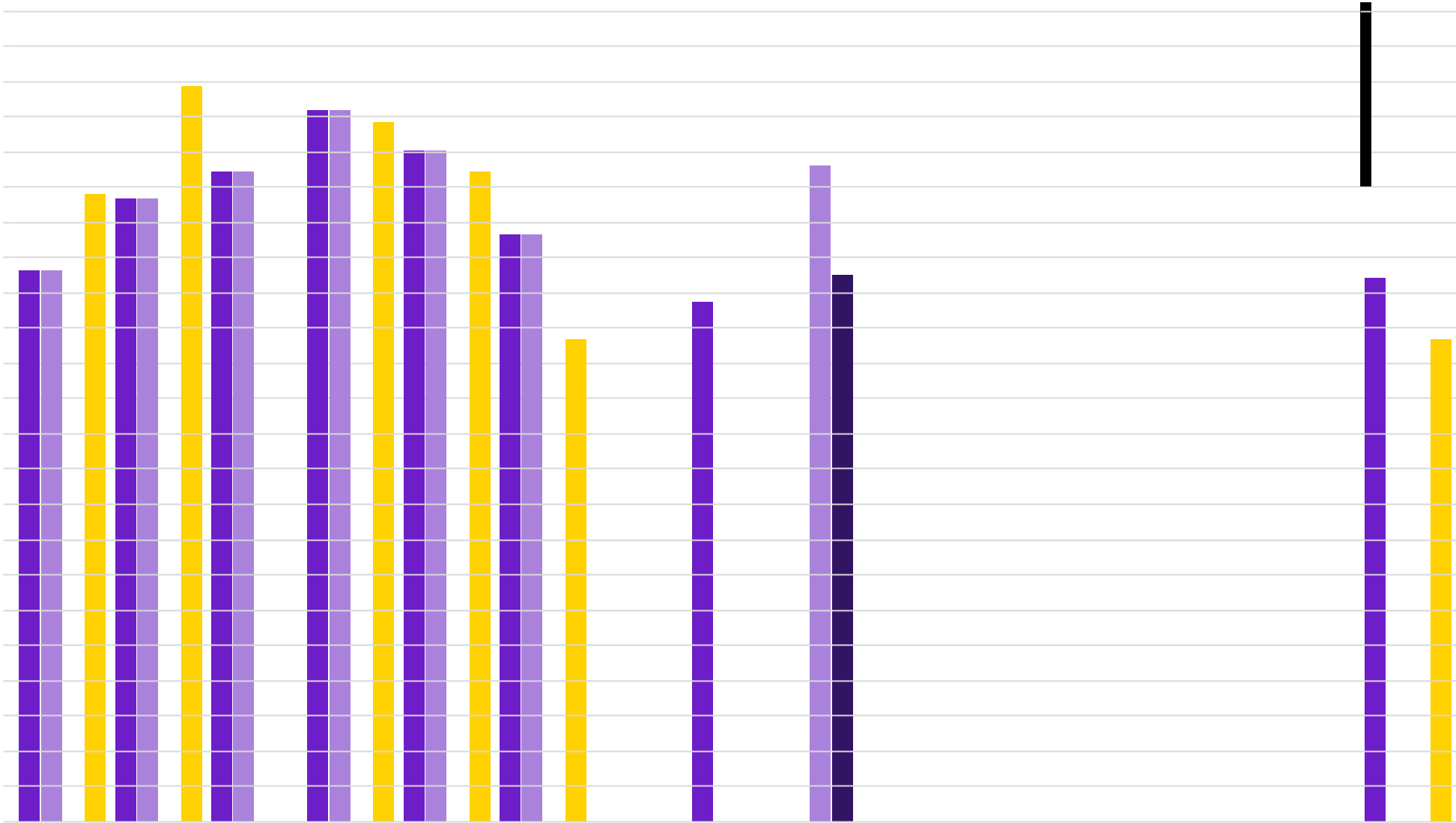
Return



Investment Management Program
Endowed Accounts

As of 9/30/2015





■

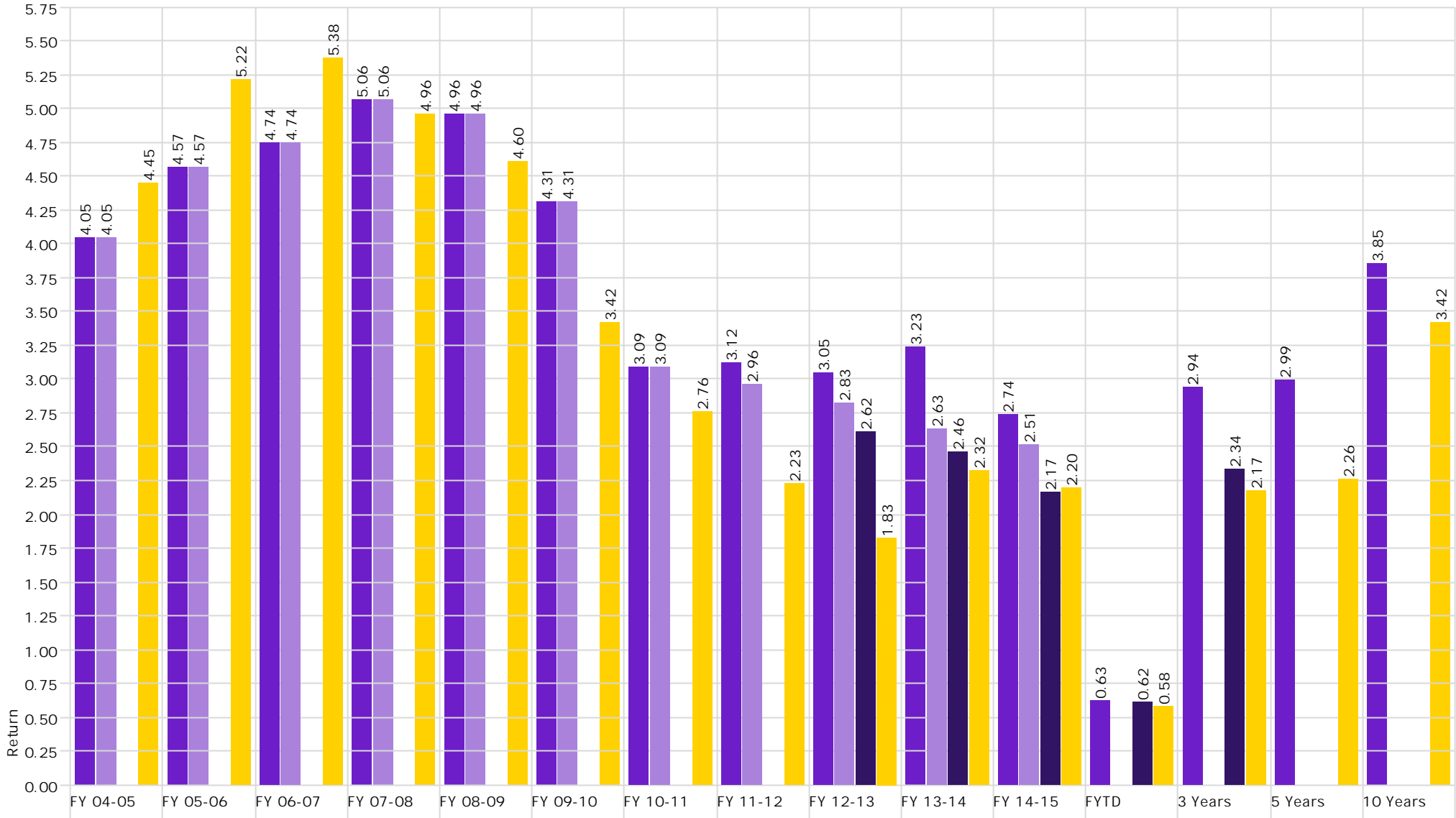
■

■

■

Investment Management Program Non Endowed Accounts

As of 9/30/2015



High Level Autonomy (HAP)
Barclays Aggregate Bond Index

Non Autonomy (NAP)

Health Plan

&GGFDUJWF)"1 BOE /"1 XFSF
DPOTPMJEBUFE JOUP POF QPPM

Investment Management Program Non Endowed Accounts

As of 9/30/2015

