


LSU
Deposit and Collateral Report

Investment Management Program
Non Endowed Accounts
Realized Yield

As of 6/30/2019



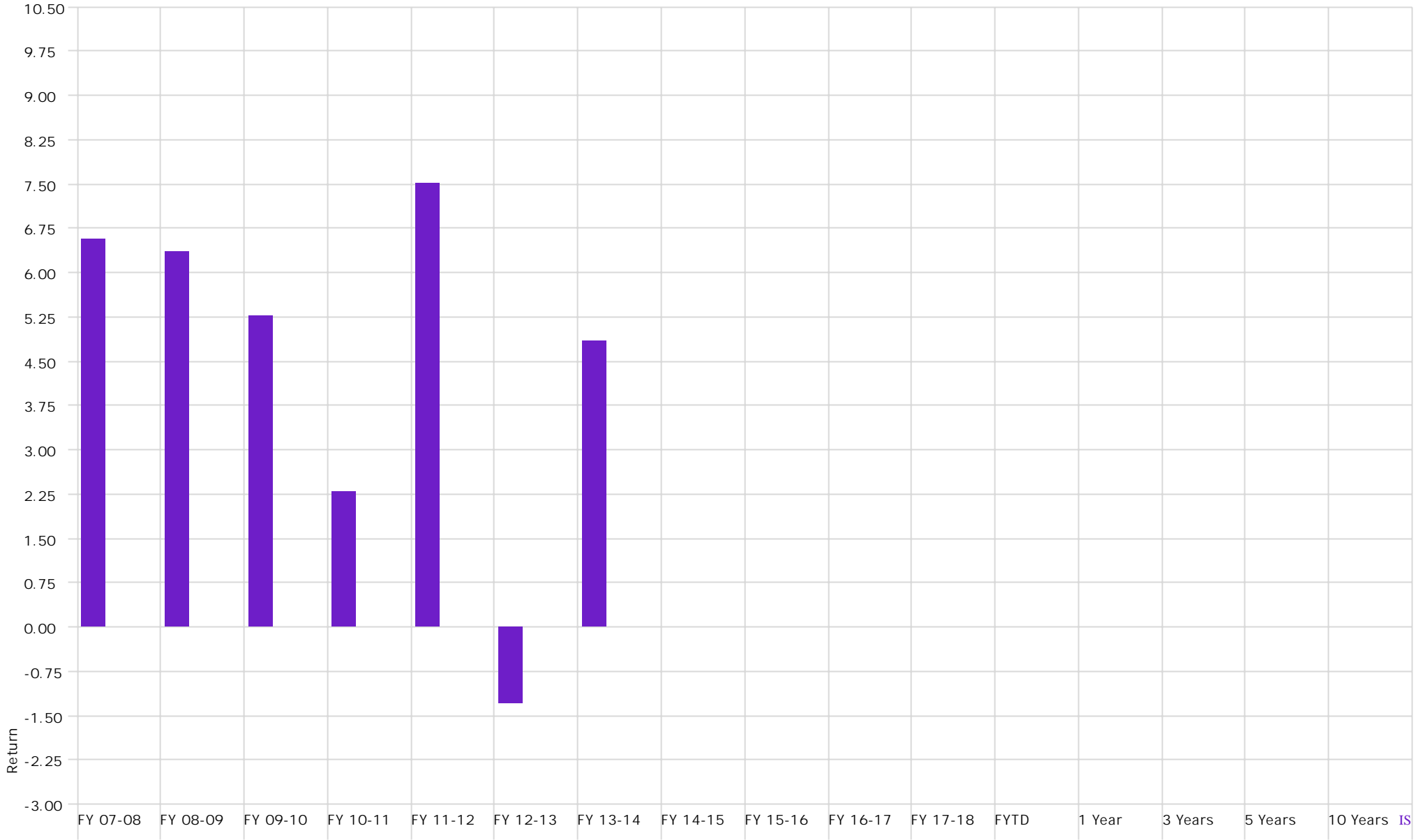
5.25
5.00
4.75
4.50
4.Y4.75

Return




Investment Management Program
Non Endowed Accounts
Total Return

As of 6/30/2019



Performance Relative to Peer Group (Total Return)

Peer Group (5-95%): All Managed Investments - U.S. - Intermediate Core Bond



◆ Non-Ended

▶ Health Plan

⬠ Barclays Aggregate Bond Index

Investment Management Program
Endowed Accounts
Realized Yield

As of 6/30/2019



6.25
6.00
5.75
5.50
5.25
5.00
4.75
4.50
##9AP @ •

■

■

■

