

LSU
Deposit and Collateral Report

LSU
Investment Summary
For the Quarter Ended December 31, 2018

Fund Description	As of 7/1/2018	As of 9/30/2018		As of 12/31/2018		As of 3/31/2019		As of 06/30/2019	
	Value	Cost	Market Value	Cost	Market Value	Cost	Market Value	Cost	Market Value
LSU Health Shreveport									
Current Funds									
Cash/Sweeps S.									
Cash/Sweeps									
Money Market Accounts/Repos (A)									
Treasury Notes (B)									
Agency Securities (B)									
Mortgaged Backed Securities (B)									
Municipal Bonds (E)									
Corporate Bonds (D)									
Total									
Endowment Funds									
Cash/Sweeps									
Equity Securities (C)									

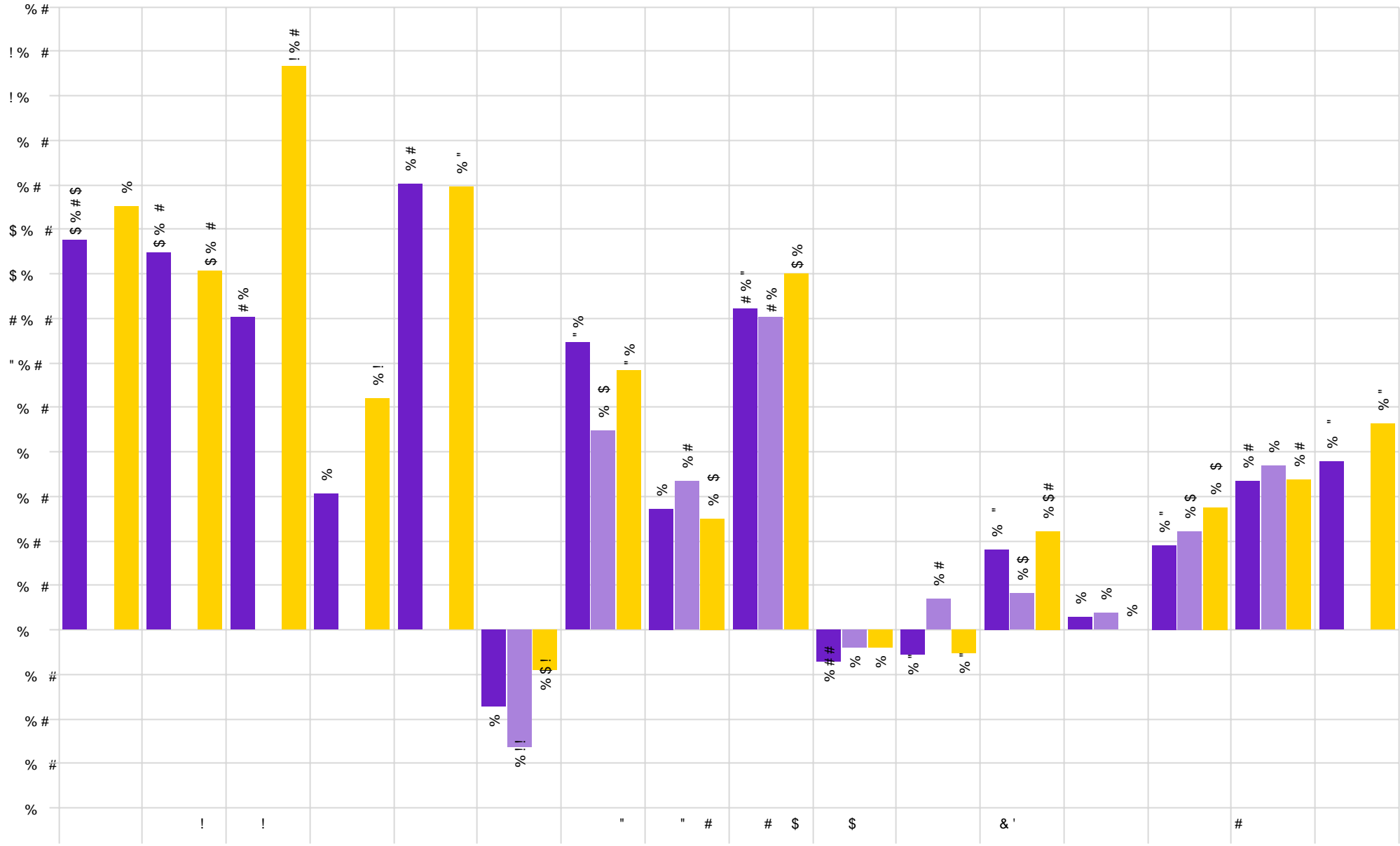




■

■

■




Legend: Purple bar, Light Purple bar, Yellow bar

Legend: + , , + -

/ 0 1# !#234))

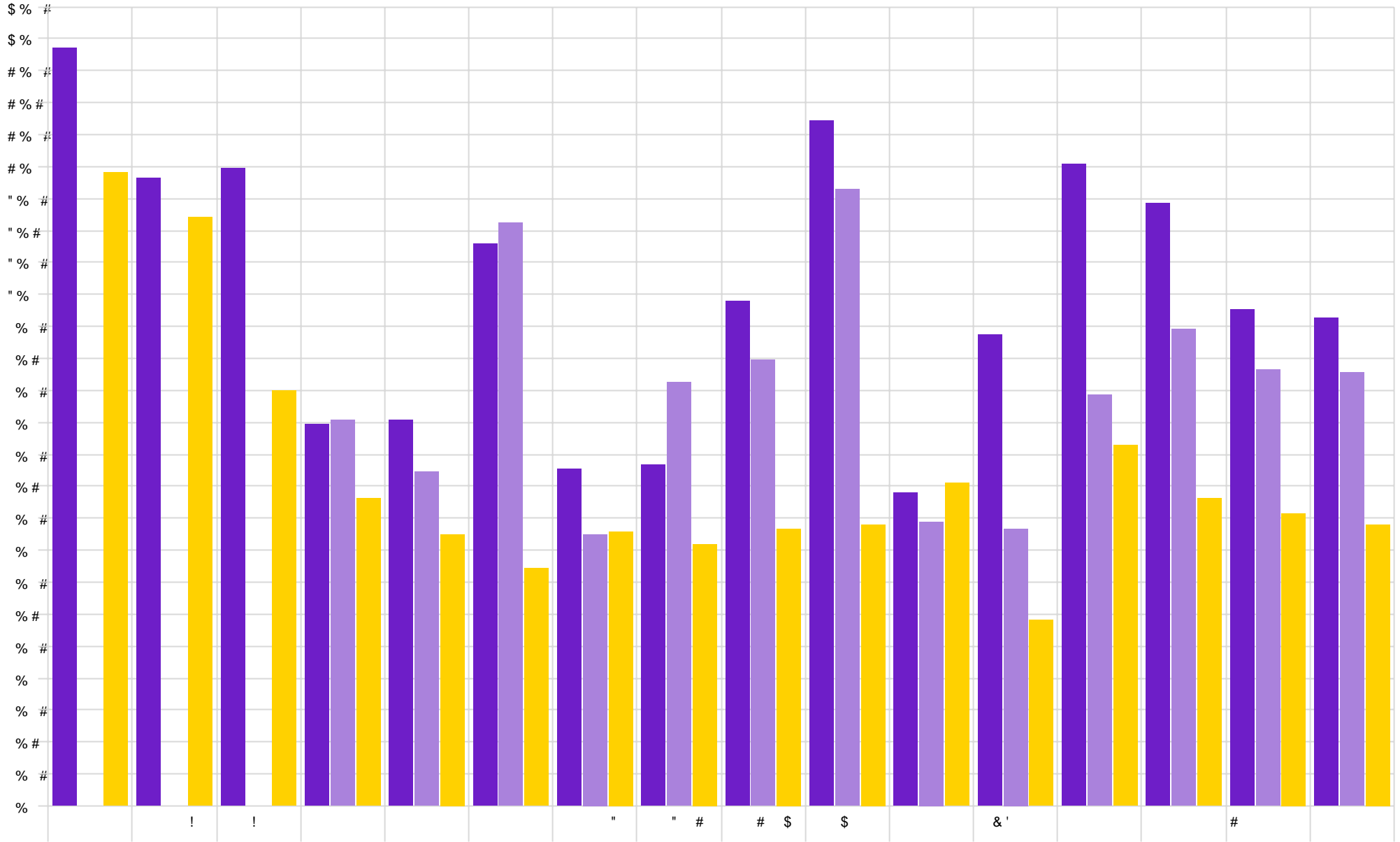
5%6%

7 & +



▶ () *)







% #

%

% #

% #

!% #

!%

% #

% #

\$% #

\$%

#% #

"% #

% #

%

% #

% #

% #

%

% #

. % #

% #

