




	Total	Salaries & Wages	Related Benefits	Travel	Supplies & Expenses	Equipment
Marketing	3,083,211	2,226,405	840,959	-	15,847	-
MBA programs	2,176,901	1,206,855	423,780	27,938	514,316	4,012
Public administration institute	1,227,749	873,152	340,346	4,767	9,484	-
Total business	24,483,658	17,987,511	6,744,478	32,705	(285,048)	4,012
Center for computation and technology (CCT)	575,722	407,933	165,307	-	2,482	-
Coast and environment-						
Environmental sciences	1,183,794	825,407	329,594	-	28,793	-
Interdisciplinary	37,249	27,279	6,221	1,076	2,673	-
Oceanography and coastal sciences	2,335,711	1,706,188	597,699	1,494	30,330	-
Total coast and environment	3,556,754	2,558,874	933,514	2,570	61,796	-
Communication across the curriculum	333,169	228,415	91,500	-	13,254	-
Computer charges	10,339	-	-	-	10,339	-
Continuing education-						
Distance learning	727,440	507,872	214,013	-	5,555	-
Interdisciplinary	1,399	990	409	-	-	-
Personal enrichment	50,792	1,781	16,690	-	32,321	-
Pre-college programs	262,323	57,415	25,064	-	179,844	-
Professional development	837,819	565,400	183,091	926	88,402	-
Total continuing education	5,727,713	2,648,467	1,040,267	926	226,122	-

	Total	Salaries & Wages	Related Benefits	Travel	Supplies & Expenses	Equipment
Gordon A. Cain center	505,233	347,298	129,032	180	28,723	-
Graduate school	266,653	265,654	361	-	638	-
Honors college	509,911	364,151	142,702	99	2,959	-
Humanities and social sciences-						
Aerospace studies	103,178	47,237	19,208	24,774	11,959	-
Communication sciences and disorders	2,070,986	1,450,355	545,511	14,246	60,874	-
Communication studies	2,824,083	2,071,110	689,329	12,897	49,766	981
English	8,551,352	6,215,088	2,064,876	44,897	167,451	59,040
Foreign languages and literatures	4,612,357	3,153,639	1,286,133	19,891	98,954	53,740
French studies	2,821,784	2,014,559	728,370	19,350	48,884	10,621
Geography and anthropology	3,595,537	2,462,147	865,570	41,200	171,549	55,071
History	3,540,586	2,536,871	871,441	35,269	89,149	7,856
Interdisciplinary	2,075,397	1,450,320	507,611	41,227	76,239	-
Military science	120,722	40,598	16,762	-	50,371	12,991
Philosophy and religious studies	2,020,020	1,410,867	539,294	16,938	39,810	13,111
Political science	3,116,416	2,248,678	797,403	13,540	56,795	-
Psychology	4,832,739	3,486,922	1,176,995	21,584	146,139	1,099
Sociology	2,748,346	1,970,685	655,491	21,906	79,284	20,980
Total humanities and social sciences	43,033,503	30,559,076	10,763,994	327,719	1,147,224	235,490
Human sciences and education-						
Education	5,959,129	4,149,707	1,571,392	40,239	192,575	5,216
Human resource education and workforce development	1,471,767	1,035,913	386,289	16,715	29,509	3,341
Interdisciplinary	(318,375)	231,563	87,660	48,159	(685,757)	-
Kinesiology	3,676,719	2,573,753	928,056	7,726	138,811	28,373
Library and information science	1,058,551	725,853	270,304	15,522	45,727	1,145
Social work	6,378,100	4,618,100	1,716,440	134,800	1,522,000	1,000
Total human sciences and education	16,133,931	11,133,931	4,133,931	133,931	333,931	13,931

	Total	Salaries & Wages	Related Benefits	Travel	Supplies & Expenses	Equipment
Sociology	19,880	-	-	-	19,880	-
Total humanities and social sciences	546,904	268,724	82,854	17,323	122,193	55,810
Law Center-						
Center of civil law studies	216,511	154,876	56,678	523	4,413	21
Legal research	113,817	81,235	32,582	-	-	-
Total law center	330,328	236,111	89,260	523	4,413	21
Library	28,105	19,889	8,216	-	-	-
Life course and aging center	256	-	-	-	256	-
Louisiana business and technology center	435,970	308,116	127,288	-	566	-
Louisiana geological survey	938,681	615,555	293,212	-	29,914	-
Louisiana sea grant	2,528,186	1,673,940	639,115	31,521	179,154	4,456
Music and dramatic arts						
Music	10,875	7,696	3,179	-	-	-
Total music and dramatic arts	10,875	7,696	3,179	-	-	-
Research and economic development-						
Center for collaborative knowledge	15,535	7,000	2,685	-	5,850	-
Coastal sustainability studio	45,812	-	-	-	45,812	-
Council on research	915,550	466,832	183,778	15,242	238,976	10,722
Hurricane center	12,057	-	-	56	12,001	-
Total research and economic development	988,954	473,832	186,463	15,298	302,639	10,722
Science-						
Biological sciences	5,780,695	3,857,465	1,555,334	20,624	226,431	120,841
Chemistry	4,483,860	2,927,718	1,157,127	10,625	225,620	162,770
Geology and geophysics	1,870,181	1,232,257	506,919	36,115	91,973	2,917
Interdisciplinary	92,516	51,518	20,749	-	20,249	-
Mathematics	3,425,050	2,419,834	1,005,136	82	(2)	-
Museum of natural science	53,906	38,147	15,759	-	-	-
Physics and astronomy	4,991,886	3,318,894	1,342,562	18,036	210,127	102,267
Total science	20,698,094	13,845,833	5,603,586	85,482	774,398	388,795





	Total	Salaries & Wages	Related Benefits	Travel	Supplies & Expenses	Equipment
International programs	399,658	268,629	99,939	2,239	28,697	154
International students	671,354	458,273	183,850	2,913	26,318	-
Multicultural programs	244,071	166,207	42,837	10,043	24,984	-
Office of dean of students	421,193	274,317	105,356	7,499	34,021	-
Student advocacy and accountability	422,883	298,470	117,523	538	6,352	-
Student government	8,007	8,007	-	-	-	-
Vice president for student affairs	753,960	623,476	250,624	16,556	(147,526)	10,830
Women's center	119,287	84,991	24,565	604	9,127	-
Total social and cultural development	4,269,019	3,006,438	1,139,572	40,791	71,234	10,984
Veterinary medicine allocation from LSU	108,751	69,069	10,626	-	29,056	-
Subtotal student services	17,872,514	9,941,418	3,809,220	300,242	3,764,275	57,359
Less allocation to Law Center	(65,935)	(43,517)	(5,275)	-	(17,143)	-
Less allocation to Veterinary medicine	(106,260)	(69,069)	(10,626)	-	(26,565)	-
Total student services	17,700,319	9,828,832	3,793,319	300,242	3,720,567	57,359
Institutional support-						
Executive management-						
Board of supervisors	502,014	244,050	100,821	3,918	153,225	-
President	4,261,929	2,669,177	1,170,040	35,514	384,727	2,471
Executive Vice President and Provost	2,156,103	1,350,390	539,142	34,881	203,914	27,776
Vice President for finance and administration	1,216,259	1,020,080	428,023	13,036	(244,880)	-
Vice President for research and economic development	4,454,146	3,078,703	1,259,467	20,211	92,143	3,622
Vice President for strategic communications	3,330,460	1,908,132	759,529	4,329	658,470	-
Vice President for strategic initiatives	641,892	440,473	156,503	1,846	38,694	4,376
Total executive management	16,562,803	10,711,005	4,413,525	113,735	1,286,293	38,245
Fiscal operations-						
Accounting services	8,092,732	5,487,266	2,282,382	34,248	285,323	3,513



	Total	Salaries & Wages	Related Benefits	Travel	Supplies & Expenses	Equipment
Building operations	212,472	-	-	-	212,472	-
Police security	41,558	-	-	-	41,558	-
Property insurance	156,511	-	-	-	156,511	-
Utilities	288,746	-	-	-	288,746	-
Total law center	<u>796,766</u>	<u>-</u>	<u>-</u>	<u>-</u>	<u>795,121</u>	<u>1,645</u>
South campus operations-						
Building operations and maintenance	199,857	-	-	-	199,857	-
Total south campus operations	<u>199,857</u>	<u>-</u>	<u>-</u>	<u>-</u>	<u>199,857</u>	<u>-</u>
Veterinary medicine general operations-						
Building operations and maintenance	4,700,799	1,074,948	403,410	1,966	3,078,736	141,739
Total veterinary medicine-general operations	<u>4,700,799</u>	<u>1,074,948</u>	<u>403,410</u>	<u>1,966</u>	<u>3,078,736</u>	<u>141,739</u>
Property insurance	<u>4,094,560</u>	<u>-</u>	<u>-</u>	<u>-</u>	<u>4,094,560</u>	<u>-</u>
Subtotal operation and maintenance of plant	<u>58,662,786</u>	<u>27,403,252</u>	<u>11,308,980</u>	<u>78,015</u>	<u>17,090,059</u>	<u>2,782,480</u>
Less allocation to Agricultural Center	(3,543,331)	(1,084,850)	(144,647)	-	(2,313,834)	-
Less allocation to University Departments	<u>(180,350)</u>	<u>(52,679)</u>	<u>(7,184)</u>	<u>-</u>	<u>(120,487)</u>	<u>-</u>
Total operation and maintenance of plant	<u>54,939,105</u>	<u>26,265,723</u>	<u>11,157,149</u>	<u>78,015</u>	<u>14,655,738</u>	<u>2,782,480</u>
Scholarships and fellowships	<u>99,156,585</u>	<u>-</u>	<u>-</u>	<u>-</u>	<u>99,156,585</u>	<u>-</u>
Total educational and general expenditures	<u>570,388,954</u>	<u>297,301,339</u>	<u>114,528,685</u>	<u>3,047,674</u>	<u>148,346,223</u>	<u>7,165,033</u>
Nonmandatory transfers for-						
Capital improvements	550,000	-	-	-	550,000	-
	(2,300,000)	-	-	-	(2,300,000)	-
Other	<u>(2,230,428)</u>	<u>-</u>	<u>-</u>	<u>-</u>	<u>(2,230,428)</u>	<u>-</u>
Total transfers	<u>(3,980,428)</u>	<u>-</u>	<u>-</u>	<u>-</u>	<u>(3,980,428)</u>	<u>-</u>
Total expenditures and transfers	<u>\$ 566,408,526</u>	<u>\$ 297,301,339</u>	<u>\$ 114,528,685</u>	<u>\$ 3,047,674</u>	<u>\$ 144,365,795</u>	<u>\$ 7,165,033</u>