






LOUISIANA STATE UNIVERSITY

| | Total | Salaries & Wages | Related Benefits | Travel | Supplies & Expenses | Equipment | Indirect Cost Recovered |
|--|------------|------------------|------------------|--------|---------------------|-----------|-------------------------|
| Mass communication | 218,134 | 146,688 | 48,786 | 732 | 21,360 | - | 568 |
| Music and dramatic arts- | | | | | | | |
| Bands | 26,267 | 2,360 | 547 | - | 23,360 | - | - |
| Interdisciplinary | 57,484 | 17,977 | 2,813 | 21,400 | 14,652 | - | 642 |
| Music | 94,294 | 31,928 | 4,612 | 9,416 | 48,338 | - | - |
| Theatre | 25,224 | 7,147 | 1,817 | 7,214 | 9,046 | - | - |
| Total music and dramatic arts | 203,269 | 59,412 | 9,789 | 38,030 | 95,396 | - | 642 |
| Office of assessment and evaluation | 13,162 | - | - | - | 13,162 | - | - |
| Olinde career center | 33,862 | 13,093 | 4,582 | 28 | 16,159 | - | - |
| Online programs | 14,179,308 | 6,256,472 | 2,305,728 | 69,021 | 5,547,027 | 1,060 | - |
| Science- | | | | | | | |
| Biological sciences | 284,862 | 76,170 | 19,444 | 9,573 | 173,099 | 3,529 | 3,047 |
| Chemistry | 17,665 | 13,199 | 4,466 | - | - | - | - |
| Geology and geophysics | 133,768 | 34,553 | 4,405 | 65,185 | 29,625 | - | - |
| Interdisciplinary | 76,342 | 66,224 | - | 1,845 | 4,600 | - | 3,673 |
| 4, M635000757387C17D080B089180C1E65211687141416552C11959358 | 42,738 | 42,738 | 7,134 | 1,076 | - | - | 8,410 |
| Museum of natural science | 21,476 | 5,290 | - | - | 418 | - | 15,768 |
| Physics and as8 Phy Tw 9.84 0 0 9.729u1h,hy5EMC TD 78TD MCID 131 BDC 0 Tc 0 T49.84 377.2799 264.6 Tm(13.80. (h)9.4 (y3EMC TD 91MCID 119 BDC 7.244 0 4d(29.)-0.9 (625 | 21,476 | 5,290 | - | - | 418 | - | 15,768 |

| | <u>Total</u> | <u>Salaries & Wages</u> | <u>Related Benefits</u> | <u>Travel</u> | <u>Supplies & Expenses</u> | <u>Equipment</u> | <u>Indirect Cost Recovered</u> |
|---|------------------|-----------------------------|-------------------------|---------------|--------------------------------|------------------|--------------------------------|
| Human sciences and education- | | | | | | | |
| Early childhood education laborator preschool | 1,566,996 | 899,925 | 357,809 | 931 | 308,331 | - | - |
| Interdisciplinary | 2,432,835 | 1,254,236 | 506,708 | 43,099 | 203,921 | 23,631 | 401,240 |
| Social research and evaluation center | 26,247 | 16,214 | 7,134 | - | 187 | - | 2,712 |
| Social work | 118 | - | - | - | 118 | - | - |
| University lab school | 9,975 | 6,927 | 3,048 | - | - | - | - |
| Total human sciences and education | <u>4,036,171</u> | <u>2,177,302</u> | <u>874,699</u> | <u>44,030</u> | <u>512,557</u> | <u>23,631</u> | <u>403,952</u> |
| Information technology services | <u>3,149,313</u> | <u>1,216,565</u> | <u>535,288</u> | <u>-</u> | <u>566,953</u> | <u>830,507</u> | <u>-</u> |
| Innovation and technology commercialization | <u>22,458</u> | <u>-</u> | <u>-</u> | <u>10,999</u> | <u>9,034</u> | <u>1,526</u> | <u>899</u> |
| International programs | <u>64,837</u> | <u>10,500</u> | <u>4,620</u> | <u>4,141</u> | <u>45,576</u> | <u>-</u> | <u>-</u> |
| Law center | | | | | | | |
| General | 796 | 625 | - | - | 171 | - | - |
| Lecture series | 1,493 | - | - | - | 1,493 | - | - |
| Mineral law institute | 37,179 | - | - | - | 37,179 | - | - |
| Total law center | <u>39,468</u> | <u>625</u> | <u>-</u> | <u>-</u> | <u>38,843</u> | <u>-</u> | <u>-</u> |
| Library | <u>1,427</u> | <u>-</u> | <u>-</u> | <u>-</u> | <u>1,427</u> | <u>-</u> | <u>-</u> |
| Louisiana business and technology center | <u>2,150,940</u> | <u>357,355</u> | <u>133,139</u> | <u>7,949</u> | <u>1,421,584</u> | <u>146,087</u> | <u>84,826</u> |
| Louisiana sea grant | <u>20,515</u> | <u>-</u> | <u>-</u> | <u>-</u> | <u>20,515</u> | <u>-</u> | <u>-</u> |
| LSU press | <u>15,237</u> | <u>-</u> | <u>-</u> | <u>10,232</u> | <u>5,005</u> | <u>-</u> | <u>-</u> |
| Mass communication | <u>288,729</u> | <u>12,540</u> | <u>5,517</u> | <u>-</u> | <u>229,104</u> | <u>-</u> | <u>41,568</u> |
| Music and dramatic arts- | | | | | | | |
| Interdisciplinary | 2,509 | - | - | - | 2,509 | - | - |
| Music | 56,393 | 34,476 | 12,054 | - | 9,863 | - | - |
| Total music and dramatic arts | <u>58,902</u> | <u>34,476</u> | <u>12,054</u> | <u>-</u> | <u>12,372</u> | <u>-</u> | <u>-</u> |
| Office of testing and evaluation | <u>292,653</u> | <u>39,980</u> | <u>9,229</u> | <u>2,819</u> | <u>221,084</u> | <u>-</u> | <u>19,541</u> |





| | <u>Total</u> | <u>Salaries & Wages</u> | <u>Related Benefits</u> | <u>Travel</u> | <u>Supplies & Expenses</u> | <u>Equipment</u> | <u>Indirect Cost Recovered</u> |
|--|-----------------------|-----------------------------|-------------------------|----------------------|--------------------------------|---------------------|--------------------------------|
| Principal and interest | 4,976,433 | - | - | - | 4,976,433 | - | - |
| Other | 529,955 | - | - | - | 529,955 | - | - |
| Total mandatory transfers | 5,506,388 | - | - | - | 5,506,388 | - | - |
| Nonmandatory transfers for- | | | | | | | |
| Capital improvements | (2,116,779) | - | - | - | (2,116,779) | - | - |
| Other | - | - | - | 603,668 | (603,668) | - | - |
| Total nonmandatory transfers | (2,116,779) | - | - | 603,668 | (2,720,447) | - | - |
| Total transfers | 3,389,609 | - | - | 603,668 | 2,785,941 | - | - |
| Subtotal expenditures and transfers | 284,796,224 | 83,490,306 | 26,436,020 | 8,277,954 | 132,727,959 | 8,903,072 | 24,960,913 |
| Auxiliary enterprises- | | | | | | | |
| Expenditures | 220,904,657 | 62,982,629 | 21,836,531 | 10,153,701 | 125,135,158 | 796,638 | - |
| Mandatory transfers - | | | | | | | |
| Principal and interest | 24,128,132 | | | | 24,128,132 | | |
| Nonmandatory transfers - | | | | | | | |
| Depreciation expense | 1,015,905 | | | | 1,015,905 | | |
| Total auxiliary enterprises | 246,048,694 | 62,982,629 | 21,836,531 | 10,153,701 | 150,279,195 | 796,638 | - |
| Total expenditures and transfers | \$ 530,844,918 | \$ 146,472,935 | \$ 48,272,551 | \$ 18,431,655 | \$ 283,007,154 | \$ 9,699,710 | \$ 24,960,913 |