



# Combined Proposal and Award Activity Report

Prepared by Office of Sponsored Programs  
& Sponsored Program Accounting

June 2019

Comparison Charts of Proposal/Award/Expenditure for past 3 years: p. 2-3

Proposals Submitted by OSP: p. 4-8

Awards Budgeted by SPA: p. 9-17

Comparison of Proposal/Award/Expenditure Data for past 3 years: p. 18-20

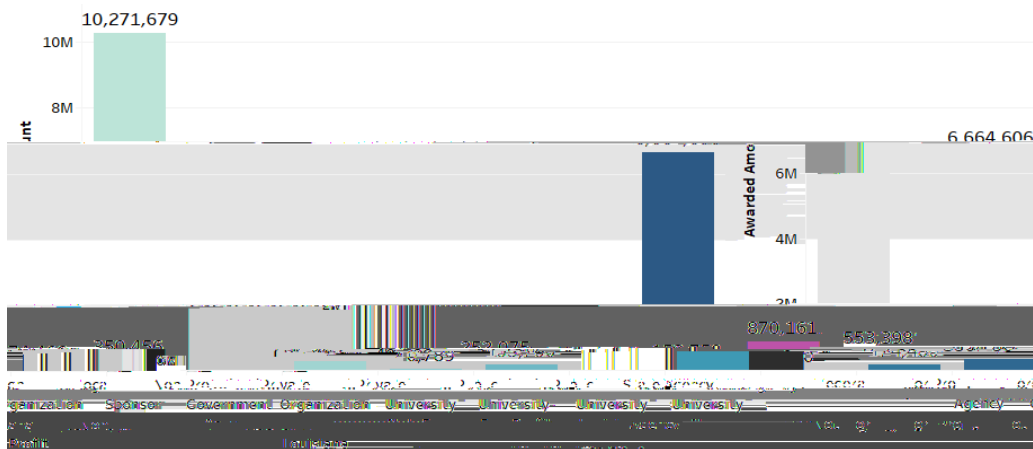
## SUMMARY

June 1, 2019 through June 30, 2019

		June 2019	July - June 2019
Proposals Submitted by OSP	119	\$ 84,459,513	\$ 611,052,234
Awards Budgeted by SPA	117	\$ 19,331,380	\$ 150,299,926
Expenditures	--	--	\$ 133,585,187

### Awards by Sponsor June 2019

Sponsor Type	Number of Awards	Awarded Amount
Federal_Agency	30	\$ 10,271,679
For_Profit_Organization	11	\$ 252,075
Foreign_Sponsor	1	\$ 40,789
Local_Government_Agency	2	\$ 153,750
Non-Profit_Organization	23	\$ 870,161
Private_University-For_Profit	0	\$ -
Private_University-Not_For_Profit	3	\$ 553,398
Public_University-Louisiana	2	\$ 174,466
Public_University-Non-Louisiana	6	\$ 350,456
State_Agency	39	\$ 6,664,606
TOTAL	117	\$ 19,331,380











\_\_\_\_\_

\_\_\_\_\_

\_\_\_\_\_

\_\_\_\_\_

\_\_\_\_\_

\_\_\_\_\_

\_\_\_\_\_

\_\_\_\_\_

\_\_\_\_\_

\_\_\_\_\_

\_\_\_\_\_

\_\_\_\_\_

\_\_\_\_\_

\_\_\_\_\_

\_\_\_\_\_

# Proposals Submitted by OSP

<u>Principal Investigator</u> <u>Co-PI(s)</u>	<u>Agency</u>	<u>Title</u>
Cohen, Alex S	Marymount University	Assessing early cognitive decline over the telephone using automated speech analysis
Sones, Jennifer Lifo	National Institutes of Health - NIH	Obesity-driven inflammation alters placental development and contributes to adverse maternal-fetal outcomes in a mouse model of preeclampsia.
Jafari, Navid H	Northeastern University	Nearshore Sediment Transport and Sediment Budgets over Decadal Scales
Andrews, Frank M Banse, Heidi Paul, Linda	AAEP Foundation, Inc	Impact of treatment with phenylbutazone and phenylbutazone plus omeprazole on the gastric glandular microbiome of horses.
Gaspie, Cassandra Maiti, Kanchan Xu, Kehui Xue, Zuo	Bureau of Ocean Energy Management (BOEM) formerly BOEMRE	Impact of Non-linear sedimentation on Dredge Area Benthic Ecosystem on Louisiana Shelf
Dance, Michael	Texas A&M University	Absolute abundance of red snapper in the Gulf of Mexico
Jafari, Navid H Xu, Kehui	Dept of Army, Corps of Engineers	Evaluation the Distribution and Geotechnical Properties of Outer Continental Shelf (OCS) Sand Resources and Coupled Environmental Responses to Dredging
Jafari, Navid H	Waste Management, Inc.	Numerical Modeling of Air Intrusion and Propagation in MSW landfills
Kaller, Michael Doug Konsoer, Kory Matthe Miller, Paul Rivera-Monroy, Victo Rohli, Robert V	Bureau of Ocean Energy Management (BOEM) formerly BOEMRE	Thermal, Evaporative, and Momentum Flux Influences of the Lower Mississippi River on Near-Shore Environmental Processes
Dance, Michael	University of Southern Mississippi	Characterizing the ecology and stock structure of Swordfish, <i>Xiphias gladius</i> , in the western North Atlantic Ocean: implications for assessment and management
Winter, Ty Whitney	Federal Bureau of Investigation	FBI.gov Year 12
Dance, Michael	University of Southern Mississippi	A comparison of life histories of larval ABFT from the Gulf of Mexico and Slope Sea spawning grounds
Ganguly, Arnab	University of Louisville	Bayesian hierarchical modeling for multiscale stochastic systems

May 14, 2014 7:32 AM (UTC) 7.2.5 (i) 2 (h) (c) - S.852 0 Td (U) 1.6 (ni) - 1.6 (v) - 8 (e) 5.2 (r) B.3 (ETQqS) - 1.1 (w) - 7.nuthJn tea44.4 5.4 (p) - 0.0.6 (t) 6.2 (p) - 0.6 (p) - 0.6 (p) - 0.2c) - 4.2 (l) - 1.5 (o) 1.4a44.4



# Proposals Submitted by OSP

June 2019

---

<u>Principal Investigator Co-PI(s)</u>	<u>Agency</u>	<u>Title</u>	<u>Amount</u>
Dilullo, Danielle Twilley, Robert R Washington, Brookes	National Academy of Sciences(NAS)	Inclusive SCIENCE: Science Communication Instruction, Evaluation aNd Career Empowerment	\$ 49,733
Kim, Joomyeong	National Institutes of Health - NIH	Epigenetic mechanisms for mammalian allelic expression	\$ 1,850,000
Verma, Lisa A	Louisiana Workforce Co	issic	

---

---











# Awards Budgeted by SPA

June 2019

<u>Award ID</u>	<u>Principal Investigator</u> <u>Co-PI(s)</u>	<u>Type</u>	<u>Award Name</u>	<u>Agency</u>	<u>New</u>	<u>Continuing</u>	<u>Total</u>
AWD-000820	Lee, Charles C	P	LSUAM   CAREER: Functional Organization of Auditory Commissural Networks	National Science Foundation (NSF)	\$ -	\$ 68,750	\$ 68,750
AWD-000799	Hooper-Bui, Linda M Swenson, Erick M	C C	LSUAM   Linking Community and Food-Web Approaches to Restoration: An Ecological Assessment of Created and Natural Marshes Influenced by River Diversions	US Department of Commerce-NOAA   10	\$ -	\$ 662,886	\$ 662,886
AWD-000953	Jarrell, Mark	P	LSUAM   Localization in Energy Materials	US Department of Energy (DOE)			
AWD-000952	Dowling, Jonathan	P	LSUAM   From Quantum Computation to Quantum Sensing, Imaging and Metrology	US Army - Army Contracting Command			













\_\_\_\_\_

\_\_\_\_\_

\_\_\_\_\_

\_\_\_\_\_

\_\_\_\_\_

\_\_\_\_\_

\_\_\_\_\_

\_\_\_\_\_

\_\_\_\_\_





Comparison of Proposal Data for past 3 years

June 2019

Colleges	Cumulative as of June 2017		Cumulative as of June 2018		Cumulative as of June 2019	
	Proposals Submitted	Funds Requested	Proposals Submitted	Funds Requested	Proposals Submitted	Funds Requested
Academic Services	1.00	\$ 68,805	2.00	\$ 130,969	1.90	\$ 113,467
Administrative	21.55	\$ 4,395,819	26.36	\$ 5,706,956	27.77	\$ 4,853,346
Auxiliaries	2.00	\$ 484,440	1.25	\$ 109,373	0.00	\$ -
Centers and Institutes	17.84	\$ 2,707,310	14.79	\$ 2,249,202	16.18	\$ 3,928,235
Center for Energy Studies	13.18	\$ 1,524,458	8.63	\$ 966,684	7.05	\$ 2,738,173
College of Humanities and Social Sciences	115.60	\$ 21,552,886	127.03	\$ 28,394,715	119.74	\$ 25,253,627
College of Human Sciences and Education	65.37	\$ 47,545,697	64.64	\$ 53,199,017	83.85	\$ 27,363,680
College of Music and Dramatic Arts	7.60	\$ 758,267	2.70	\$ 343,475	4.45	\$ 589,876
College of Agriculture	9.55	\$ 1,414,597	7.71	\$ 1,411,172	12.57	\$ 2,291,612
College of Art and Design	3.55	\$ 268,381	12.64	\$ 539,122	11.23	\$ 1,263,235
College of Business	30.62	\$ 13,407,013	26.03	\$ 3,412,576	20.15	\$ 21,943,935
College of Engineering	384.14	\$ 138,472,134	441.93	\$ 155,800,505	350.03	\$ 158,549,784
College of Science	315.33	\$ 113,173,423	343.57	\$ 138,007,577	310.84	\$ 133,058,412
Continuing Education	13.00	\$ 2,769,458	10.00	\$ 2,500,272	7.00	\$ 1,192,521
Center for Computation and Technology	5.03	\$ 2,830,905	1.36	\$ 1,128,887	0.25	\$ 69,009
Facility and Property Oversight	2.00	\$ 20,000	1.00	\$ 9,470	1.00	\$ 8,000
Graduate School	1.85	\$ 408,750	1.90	\$ 351,500	1.90	\$ 708,500
Information Technology Services	0.00	\$ -	0.00	\$ -	0.00	\$ -
LSU Online	0.00	\$ -	0.90	\$ 4,365	0.00	\$ -
Libraries	4.00	\$ 57,086	2.50	\$ 10,987	3.00	\$ 73,843
Museums	0.00	\$ -	0.00	\$ -	0.00	\$ -
Louisiana Sea Grant	35.76	\$ 11,614,536	63.56	\$ 10,844,020	41.82	\$ 5,104,273
VP Research and Economic Development	2.05	\$ 1,382,937	2.88	\$ 3,038,362	3.90	\$ 376,195
College of the Coast and Environment	126.10	\$ 58,875,080	69.25	\$ 18,541,790	116.80	\$ 61,972,953
School of Mass Communication	6.37	\$ 591,642	4.45	\$ 1,331,223	5.21	\$ 785,188
School of Veterinary Medicine	115.39	\$ 46,377,039	158.77	\$ 82,540,294	134.90	\$ 84,649,428
SNCSRT	27.36	\$ 32,882,361	46.00	\$ 53,472,519	41.30	\$ 69,882,514
Student Services	0.15	\$ 149,999	0.20	\$ 199,971	3.15	\$ 221,500
University College	4.00	\$ 1,110,155	2.00	\$ 360,757	4.00	\$ 688,043
VP Strategic Initiatives	4.50	\$ 5,225,062	5.85	\$ 8,214,667	10.33	\$ 3,364,296
Paul M. Hebert Law Center	0.13	\$ 131,575	0.10	\$ 799,962	0.00	\$ -
Athletic Department	0.00	\$ -	0.00	\$ -	1.70	\$ 8,588
<b>Total of Fiscal Year</b>	<b>1335.00</b>	<b>\$ 510,199,815</b>	<b>1450.00</b>	<b>\$ 573,620,388</b>	<b>1342.00</b>	<b>\$ 611,052,234</b>

