

MONTHLY REPORT OF NEW SPONSORED AGREEMENTS
BY AGENCY
JANUARY 2019

	NEW MONTHLY COUNT	CONT MONTHLY COUNT	TOTAL NEW MONTHLY ACTIVITY	TOTAL CONT MONTHLY ACTIVITY	TOTAL NEW YEAR TO DATE ACTIVITY	TOTAL CONT YEAR TO DATE ACTIVITY
SPONSORS:						
Federal_Agency	5	7	629,580	730,172	39,362,675	17,498,144
For_Profit_Organization	3	2	225,372	699,923	3,117,001	1,686,095
Local_Government_Agency	5	0	72,906	0	606,445	28,500
Non-Profit_Organization	6	4	163,248	156,829	1,465,986	2,722,582
Private_University-Not_For_Profit	1	1	45,000	50,476	321,482	129,664
Public_University-Louisiana	1	0	30,000	0	592,657	173,407
Public_University-Non-Louisiana	7	1	274,654	140,000	1,695,894	1,912,862
State_Agency	8	3	775,855	894,220	22,008,794	10,787,477
TOTAL	36	18	2,216,615	2,671,620	69,170,934	34,938,731

MONTHLY REPORT OF NEW SPONSORED AGREEMENTS
BY AGENCY
JANUARY 2019

SPONSORS: Federal_Agency	NEW MONTHLY COUNT	CONT MONTHLY COUNT	TOTAL NEW MONTHLY ACTIVITY	TOTAL CONT MONTHLY ACTIVITY	TOTAL NEW YEAR TO DATE ACTIVITY	TOTAL CONT YEAR TO DATE ACTIVITY
US Department of Agriculture-APHIS 05	0	0	0	0	137,000	0
US Department of Agriculture-Forest Service 01	0	0	0	0	6,750	0
US Department of Agriculture-NIFA 02	0	0	0	0	21,347	0
US Department of Commerce	0	0	0	0	213,232	0
US Department of Commerce-Economic Development Administration (EDA) 01	0	0	0	0	1	0
US Department of Commerce-NOAA 05	0	0	0	0	892,681	50,000
US Department of Commerce-NOAA 08	0	0	0	0	0	386,399
US Department of Commerce-NOAA 10	0	0	0	0	0	595,286
US Department of Education	0	1	0	370,877	80,000	1,218,345
US Department of Energy (DOE)	1	0	266,509	0	1,999,507	2,358,957
US Department of Health & Human Services-Food & Drug Administration	0	0	0	0	103,600	66,600
US Department of Health & Human Services-HRSA	0	0	0	0	0	480,000
US Department of Health & Human Services-National Hansen's Disease Programs	0	2	0	-71,926	0	-71,926
US Department of Homeland Security-Federal Emergency Management Agency-FEMA 01	0	0	0	0	20,000	0
US Department of Homeland Security-Federal Emergency Management Agency-FEMA 02	0	0	0	0	22,323,061	0
US Department of Homeland Security-Office of Inspector General	0	0	0	0	496,838	0
US Department of Interior-BOEM 05	0	0	0	0	0	166,019
US Department of Interior-Fish & Wildlife Service 03	0	0	0	0	110,000	0
US Department of Interior-USGS 03	0	0	0	0	68,918	92,335

(Continued)

MONTHLY REPORT OF NEW SPONSORED AGREEMENTS
BY AGENCY
JANUARY 2019


SPONSORS: Federal_Agency	NEW MONTHLY COUNT	CONT MONTHLY COUNT	TOTAL NEW MONTHLY ACTIVITY	TOTAL CONT MONTHLY ACTIVITY	TOTAL NEW YEAR TO DATE ACTIVITY	TOTAL CONT YEAR TO DATE ACTIVITY
US Department of Interior-USGS 05	1	0	56,227	0	56,227	0
US Department of Justice-Criminal Division	0	0	0	0	849,596	0
US Department of Justice-United States Marshals Service	0	0	0	0	0	255,000
US Department of State	0	0	0	0	973,632	0
US Nuclear Regulatory Commission (NRC)	0	0	0	0	200,000	0
US Small Business Administration 03	0	0	0	0	125,000	0
TOTAL	5	7	629,580	730,172	39,362,675	17,498,144

MONTHLY REPORT OF NEW SPONSORED AGREEMENTS
BY AGENCY
JANUARY 2019


SPONSORS: Local_Government_Agency	NEW MONTHLY COUNT	CONT MONTHLY COUNT	TOTAL NEW MONTHLY ACTIVITY	TOTAL CONT MONTHLY ACTIVITY	TOTAL NEW YEAR TO DATE ACTIVITY	TOTAL CONT YEAR TO DATE ACTIVITY
Acadia Parish School Board 01	0	0	0	0	122,484	0
Ascension Parish School Board 01	1	0	9,972	0	19,944	0
Cain Center Professional Development Consortium - Local School Boards	1	0	5,000	0	9,574	0
Capital Area Ground Water Conservation Commission	0	0	0	0	0	20,000
City of Denham Springs	0	0	0	0	9,996	0
East Baton Rouge Parish School System 01	0	0	0	0	50,000	0
East Baton Rouge Parish School System 03	0	0	0	0	47,715	0
East Baton Rouge Parish School System 04	0	0	0	0	222,648	0
East Baton Rouge Parish School System 08	0	0	0	0	12,150	0
Iberville Parish Council	0	0	0	0	0	8,500
Lafourche Parish School Board (LPSB)	1	0	5,000	0	5,000	0
West Baton Rouge Parish Schools	2	0	52,934	0	52,934	0
West Feliciana Parish Public Schools	0	0	0	0	54,000	0
TOTAL	5	0	72,906	0	606,445	28,500


MONTHLY REPORT OF NEW SPONSORED AGREEMENTS
BY AGENCY
JANUARY 2019

SPONSORS: Non-Profit_Organization	NEW MONTHLY COUNT	CONT MONTHLY COUNT	TOTAL NEW MONTHLY ACTIVITY	TOTAL CONT MONTHLY ACTIVITY	TOTAL NEW YEAR TO DATE ACTIVITY	TOTAL CONT YEAR TO DATE ACTIVITY
Southern States Energy Board	0	0	0	0	251,803	0
Space Telescope Science Institute	0	0	0	0	9,949	28,350
St. Christopher's Additional Women's Center (SFC) Hospital	20	65	76	0.48	re B	0



MONTHLY \$100 OF NEW \$8000 0000 BIDDING AGREEMENTS





MONTHLY REPORT OF NEW SPONSORED AGREEMENTS
BY AGENCY
JANUARY 2019

SPONSORS: Public_University-Louisiana	NEW MONTHLY COUNT	CONT MONTHLY COUNT	TOTAL NEW MONTHLY ACTIVITY	TOTAL CONT MONTHLY ACTIVITY	TOTAL NEW YEAR TO DATE ACTIVITY	TOTAL CONT YEAR TO DATE ACTIVITY
LSU Ag Center 05	0	0	0	0	169,184	173,407
LSU Board of Supervisors	0	0	0	0	167,180	0
LSU Health Sciences Center 02	0	0	0	0	40,000	0
LSU Health Sciences Center 04	0	0	0	0	-29,605	0
LSU School of Veterinary Medicine	0	0	0	0	104,990	0
Pennington Biomedical Research Center 02	0	0	0	0	46,302	0
Pennington Biomedical Research Center 05	1	0	30,000	0	94,606	0
TOTAL	1	0	30,000	0	592,657	173,407

