



MONTHLY REPORT OF SPONSORED AGREEMENTS
BY Agency
MARCH 2021

SPONSORS: Federal Agency						





[Redacted]

[Redacted]

[Redacted]

MONTHLY REPORT OF SPONSORED AGREEMENTS
 BY Agency
 MARCH 2021

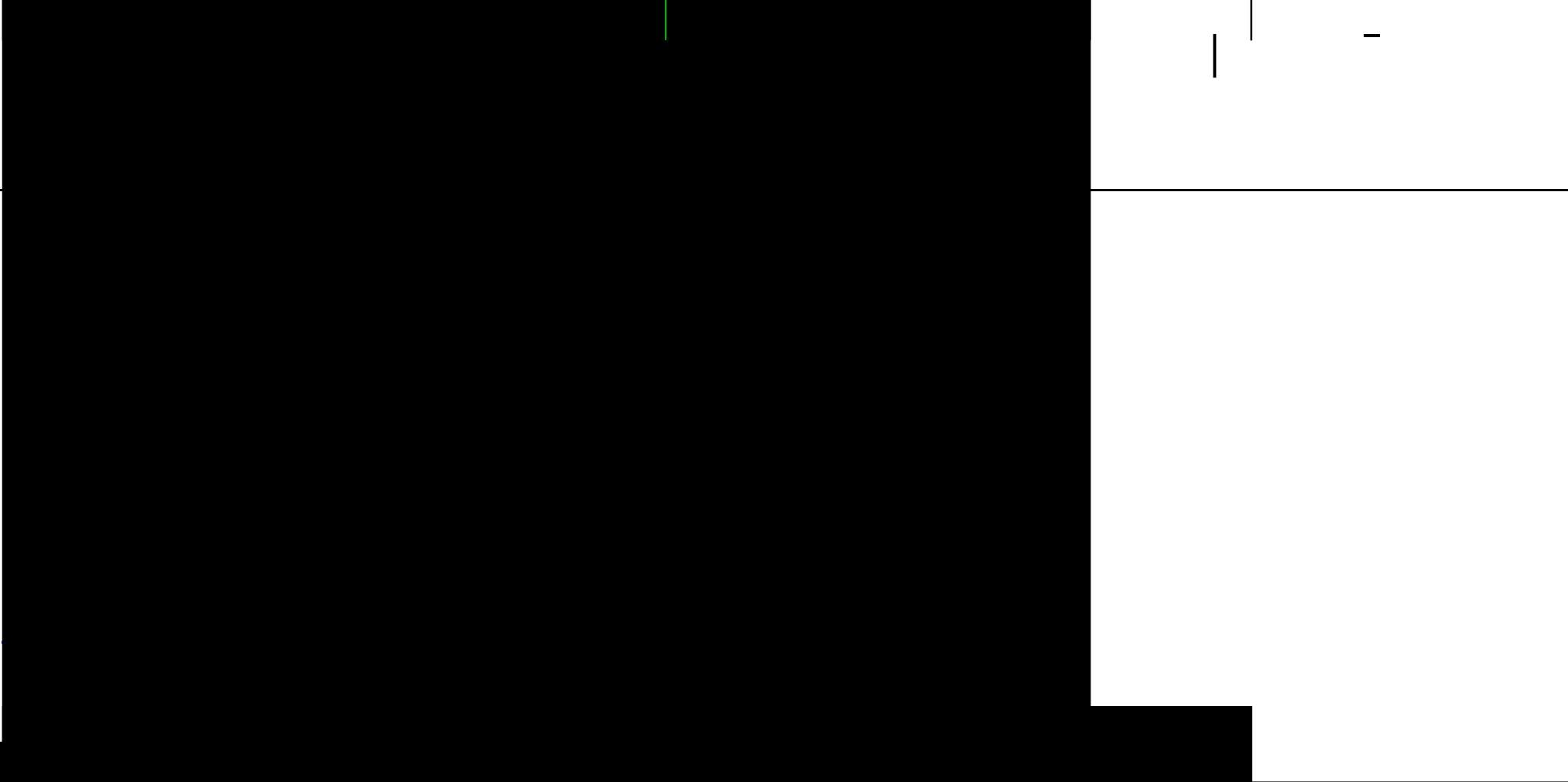
SPONSORS: Private University - For Profit	NEW MONTHLY COUNT	CONT MONTHLY COUNT	TOTAL NEW MONTHLY ACTIVITY	TOTAL CONT MONTHLY ACTIVITY	TOTAL NEW YEAR TO DATE ACTIVITY	TOTAL CONT YEAR TO DATE ACTIVITY
Marymount University	1	0	15,896	0	15,896	0
Menlo College	0	0	0	0	0	22,115
TOTAL	1	0	15,896	0	15,896	22,115

MONTHLY REPORT OF SPONSORED AGREEMENTS
 BY Agency
 MARCH 2021

SPONSORS: Private University - Not for Profit	NEW MONTHLY COUNT	CONT MONTHLY COUNT	TOTAL NEW MONTHLY ACTIVITY	TOTAL CONT MONTHLY ACTIVITY	TOTAL NEW YEAR TO DATE ACTIVITY	TOTAL CONT YEAR TO DATE ACTIVITY
California Institute of Technology - Caltech	0	0	0	0	0	194,000
California Institute of Technology-Ligo Laboratory 03	0	0	0	0	0	141,366
Cornell University	0	0	0	0	0	42,912
Duke University 03	0	0	0	0	0	114,631
Harvard University	0	0	0	0	77,500	0
New York University	0	0	0	0	37,740	0
Northwestern University	0	0	0	0	6,000	0
Stanford University	0	0	0	0	0	158,066
Tulane University 06	0	0	0	0	0	61,214
Tulane University 13	0	0	0	0	188,461	-69,142
Tulane University 14	0	0	0	0	0	43,929
Tulane University 15	0	0	0	0	75,324	0
Tulane University 16	0	0	0	0	37,000	0
Tulane University 17	1	0	916,900	0	916,900	0
Washington University 02	0	1	0	20,000	0	20,000
TOTAL	1	1	916,900	20,000	1,338,925	706,976

MONTHLY REPORT OF SPONSORED AGREEMENTS
 BY Agency
 MARCH 2021

SPONSORS: Public University - Non-Louisiana	NEW MONTHLY COUNT	CONT MONTHLY COUNT	TOTAL NEW MONTHLY ACTIVITY	TOTAL CONT MONTHLY ACTIVITY	TOTAL NEW YEAR TO DATE ACTIVITY	TOTAL CONT YEAR TO DATE ACTIVITY
University of Wisconsin-Milwaukee 01	0	1	0	148,635	0	148,635
TOTAL	5	2	181,754	229,115	1,629,268	2,504,414



↑

|

-

