



--	--	--	--	--	--

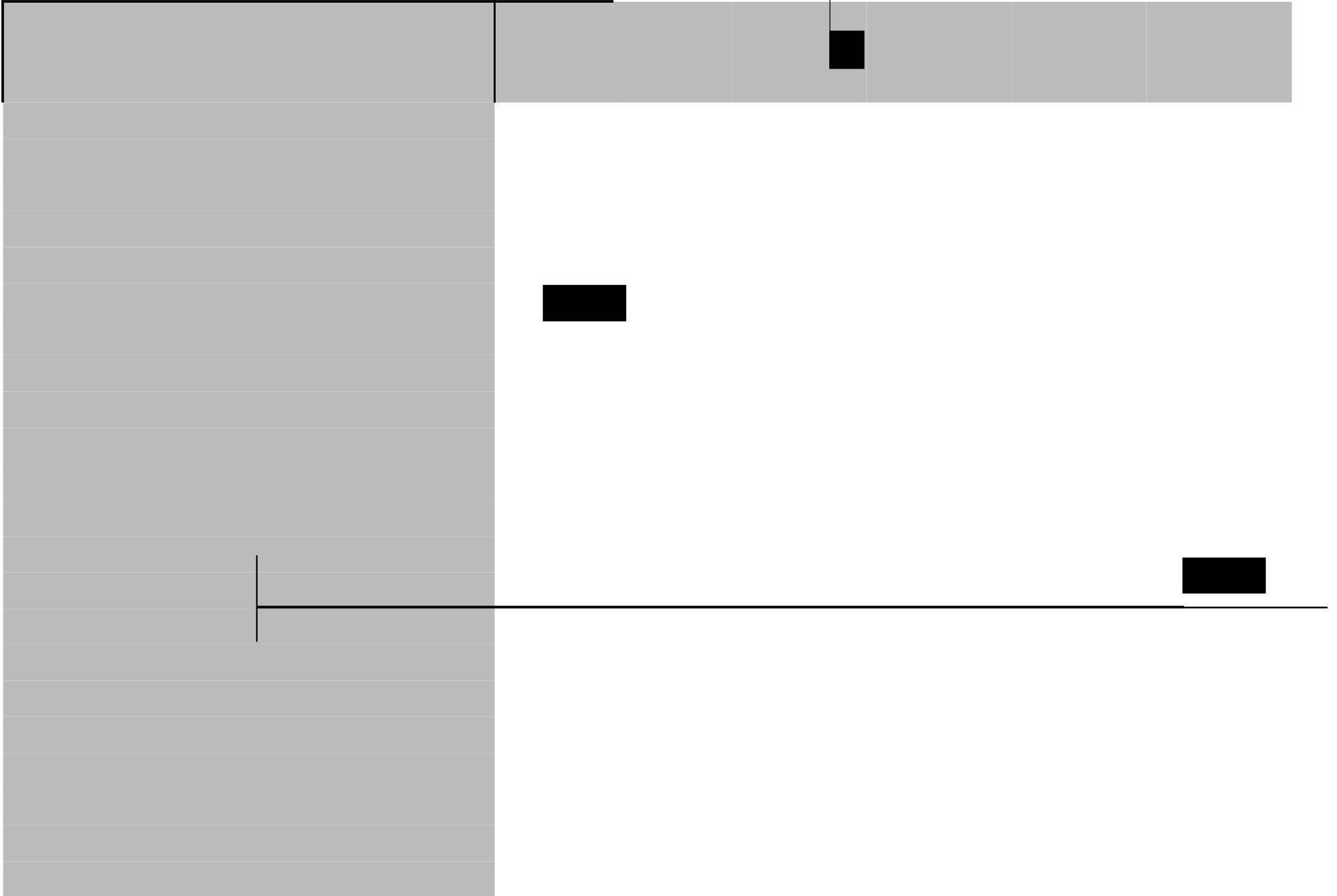






MONTHLY REPORT OF SPONSORED AGREEMENTS
 BY Agency
 APRIL 2021

SPONSORS: Federal Agency	NEW MONTHLY COUNT	CONT MONTHLY COUNT	TOTAL NEW MONTHLY ACTIVITY	TOTAL CONT MONTHLY ACTIVITY	TOTAL NEW YEAR TO DATE ACTIVITY	TOTAL CONT YEAR TO DATE ACTIVITY
US Navy 03	0	0	0	0	150,000	0
TOTAL	7	10	1,162,251	5,446,355	67,776,708	16,115,495



MONTHLY REPORT OF SPONSORED AGREEMENTS
 BY Agency
 APRIL 2021

SPONSORS: Non-Louisiana State Agency	NEW MONTHLY COUNT	CONT MONTHLY COUNT	TOTAL NEW MONTHLY ACTIVITY	TOTAL CONT MONTHLY ACTIVITY	TOTAL NEW YEAR TO DATE ACTIVITY	TOTAL CONT YEAR TO DATE ACTIVITY
State of Florida Department of Environmental Protection	0	0	0	0	18,000	0
State of Florida Department of Environmental Protection 01	1	0	47,195	0	47,195	0
TOTAL	1	0	47,195	0	65,195	0

MONTHLY REPORT OF SPONSORED AGREEMENTS
 BY Agency
 APRIL 2021

SPONSORS: Non-Profit Organization	NEW MONTHLY COUNT	CONT MONTHLY COUNT	TOTAL NEW MONTHLY ACTIVITY	TOTAL CONT MONTHLY ACTIVITY	TOTAL NEW YEAR TO DATE ACTIVITY	TOTAL CONT YEAR TO DATE ACTIVITY
Water Institute of the Gulf	0	0	0	0	361,754	0
Woodlake Addiction Recovery Center	0	0	0	0	54,582	0
TOTAL	1	2	50,000	148,396	3,671,473	827,247

MONTHLY REPORT OF SPONSORED AGREEMENTS
 BY Agency
 APRIL 2021

SPONSORS: Private University - For Profit	NEW MONTHLY COUNT	CONT MONTHLY COUNT	TOTAL NEW MONTHLY ACTIVITY	TOTAL CONT MONTHLY ACTIVITY	TOTAL NEW YEAR TO DATE ACTIVITY	TOTAL CONT YEAR TO DATE ACTIVITY
Marymount University	0	0	0	0	15,896	0
Menlo College	0	0	0	0	0	22,115
TOTAL	0	0	0	0	15,896	22,115

MONTHLY REPORT OF SPONSORED AGREEMENTS
 BY Agency
 APRIL 2021

SPONSORS: Public University - Non-Louisiana	NEW MONTHLY COUNT	CONT MONTHLY COUNT	TOTAL NEW MONTHLY ACTIVITY	TOTAL CONT MONTHLY ACTIVITY	TOTAL NEW YEAR TO DATE ACTIVITY	TOTAL CONT YEAR TO DATE ACTIVITY
University of Washington (UW)	0	0	0	0	0	120,580
University of Wisconsin-Milwaukee 01	0	0				

MONTHLY REPORT OF SPONSORED AGREEMENTS
BY Agency
APRIL 2021

SPONSORS: State Agency	NEW MONTHLY COUNT	CONT MONTHLY COUNT	TOTAL NEW MONTHLY ACTIVITY	TOTAL CONT MONTHLY ACTIVITY	TOTAL NEW YEAR TO DATE ACTIVITY	TOTAL CONT YEAR TO DATE ACTIVITY
LA Dept of Education 25	0	0	0	0	1,270,183	0
LA Dept of Education 26	0	0	0	0	3,600	0
LA Dept of Education 28	1	0	403,529	0	403,529	0
LA Dept of Environmental Quality 01	0	1	0	-20,000	20,000	-20,000
LA Dept of Health & Hospitals 07	0	0	0	0	119,166	170,621
LA Dept of Health & Hospitals 17	0	0	0	0	511,915	0
LA Dept of Health & Hospitals-Office of Behavioral Health 05	0	0	0	0	0	367,288
LA Dept of Health & Hospitals-Office of Behavioral Health 06	0	0	0	0	0	25,825
LA Dept of Health & Hospitals-Office of Behavioral Health 08	1	0	202,199	0	202,199	55,891
LA Dept of Health & Hospitals-Office of Public Health 05	0	0	0	0	0	40,000
LA Dept of Health & Hospitals-Office of Public Health 06	0	0	0	0	0	500,000
LA Dept of Health & Hospitals-Office of Public Health 07	0	0	0	0	208,000	0
LA Dept of Health & Hospitals-Office of Public Health 08	0	0	0	0	174,130	0
LA Dept of Public Safety & Corrections 01	0	0	0	0	24,039	0
LA Dept of Public Safety & Corrections-LA Highway Safety Commission	0	0	0	0	944,066	0
LA Dept of Public Safety & Corrections-Office of State Police 03	0	0	0	0	152,449	0
LA Dept of Transportation & Development 08	0	0	0	0	0	3,530,728
LA Dept of Wildlife & Fisheries 17	0	0	0	0	0	29,760
LA Dept of Wildlife & Fisheries 40	0	0	0	0	393,000	0
LA Homeland Security & Emergency Preparedness (GOHSEP) 08	0	0	0	0	490,000	0

(Continued)
