



Combined Proposal and Award Activity Report

Prepared by Office of Sponsored Programs
& Sponsored Program Accounting

January 2022

Comparison Charts of Proposal/Award/Expenditure for past 3 years: p. 2-5

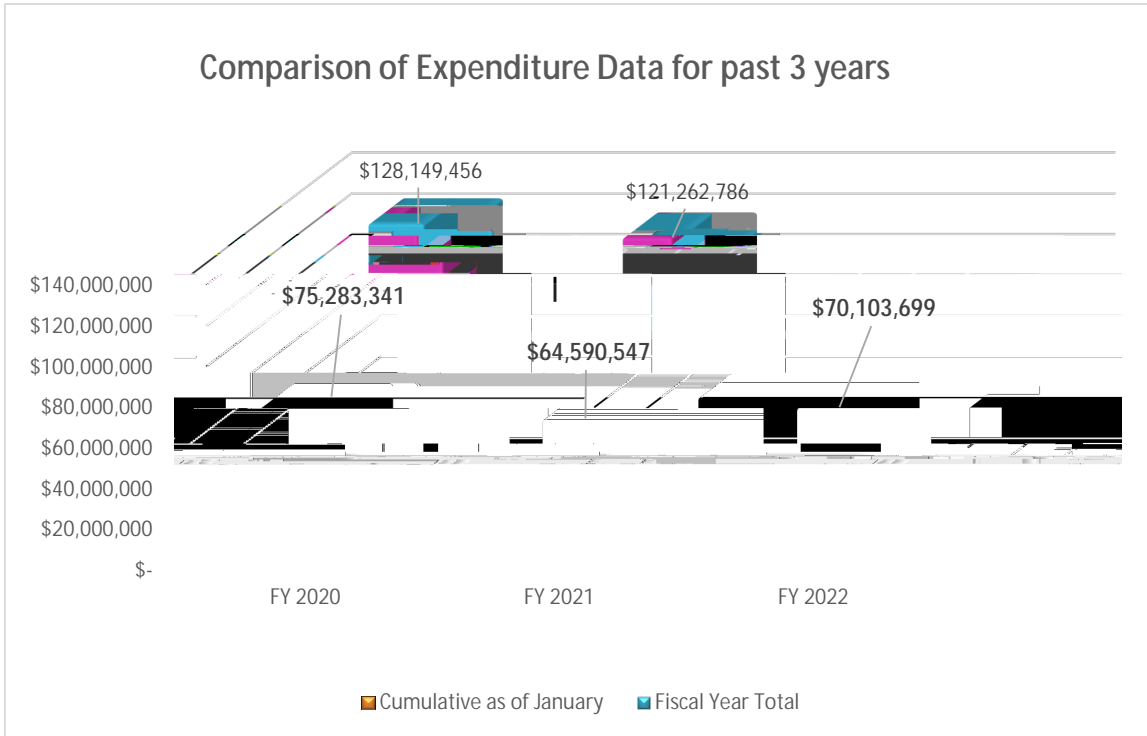
Proposals Submitted by OSP: p. 6-9

Awards Budgeted by SPA: p. 10-13

Comparison of Proposal/Award/Expenditure Data for past 3 years: p. 14-16

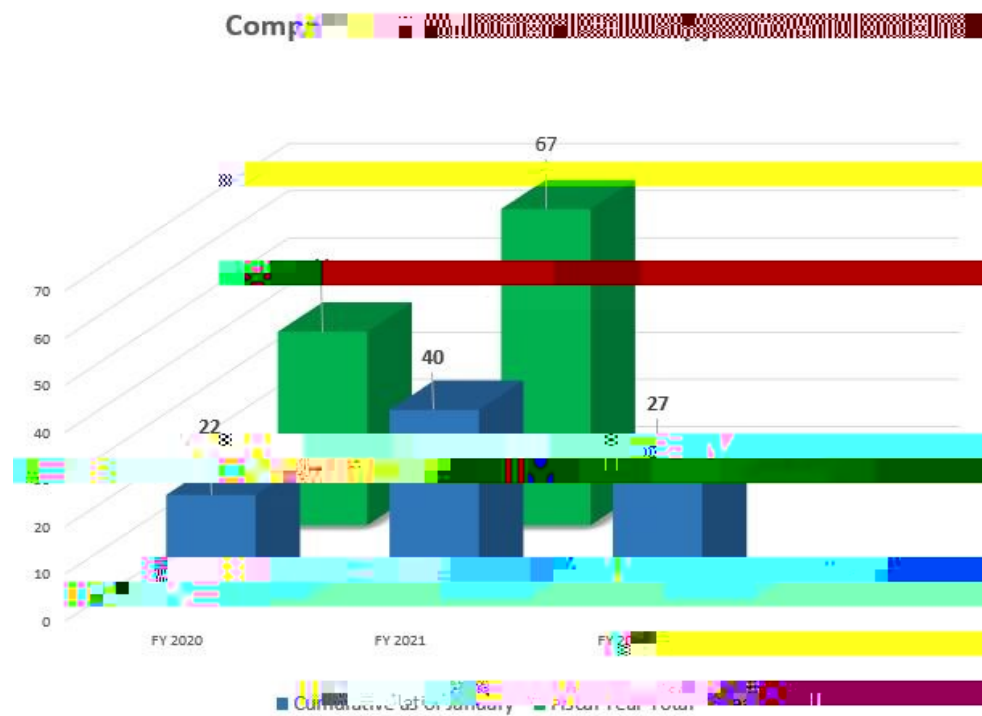
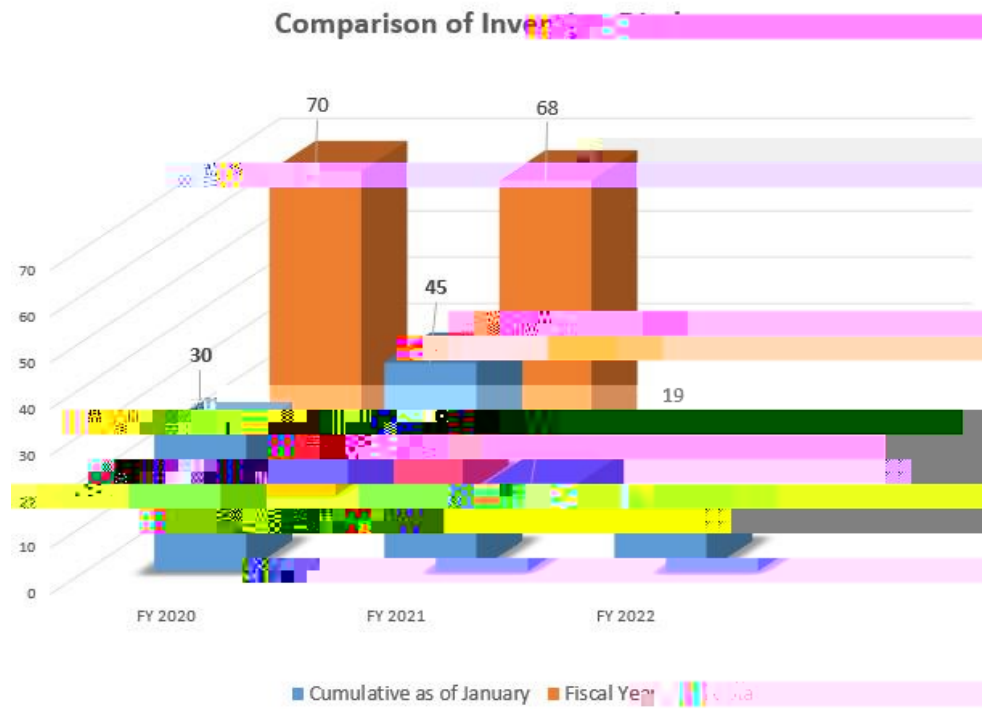




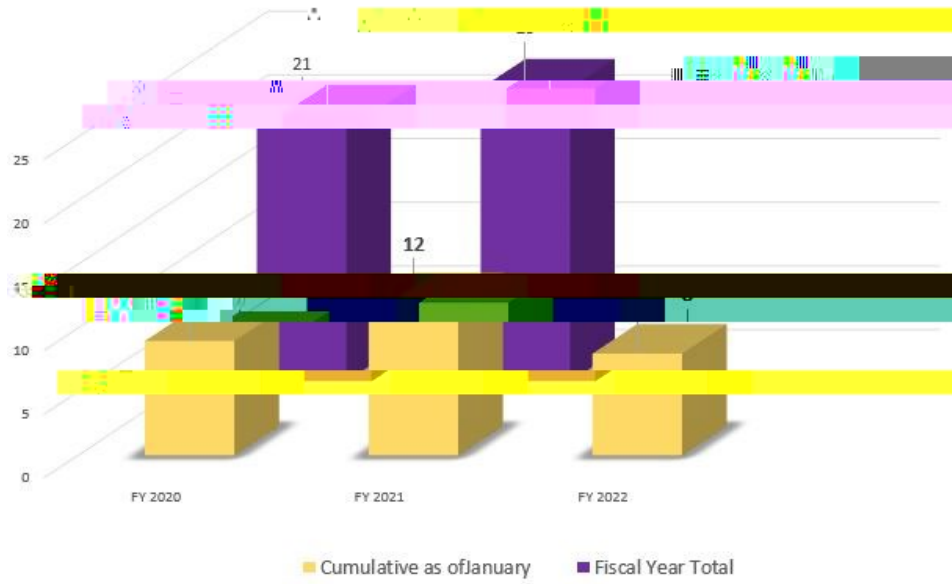


Report Footnotes: Proposal and award numbers are based off of project credit at time the report is generated.
 Expenditure numbers are based off of the cost center charged at time the report is generated.

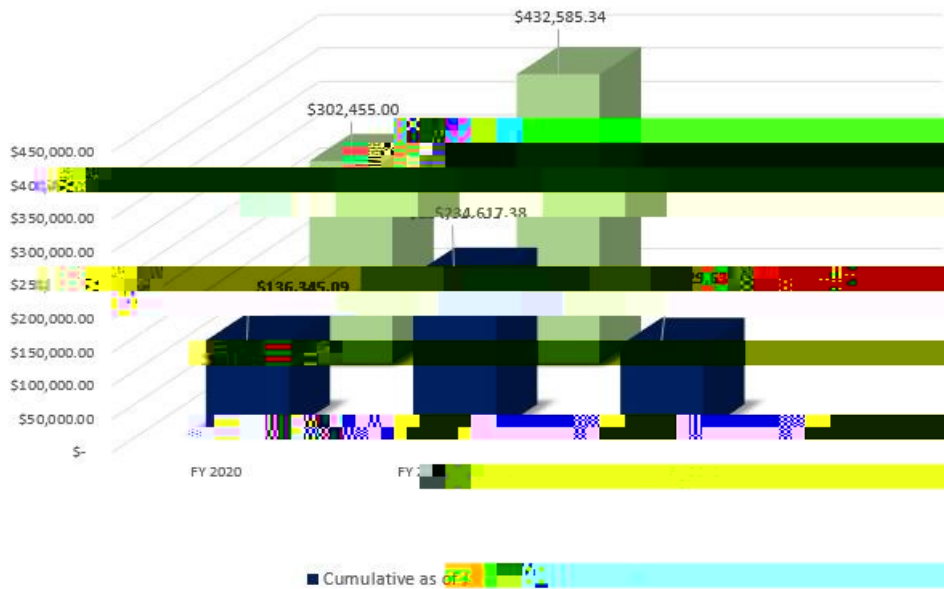
Comparison of Invention & Patent & Revenue for past 3 years



Comparison of Total U.S. Patents Issued



Comparison of Total Revenue for Licensing of Intellectual Property



Proposals Submitted by OSP

January 2022

<u>Principal Investigator Co-PI(s)</u>	<u>Type</u>	<u>Agency</u>	<u>Title</u>		<u>Amount</u>
Wolfson, Wendy	P	Iberville Parish Council	Iberville Parish support for Shelter medicine	\$	8,000.00
Faircloth, Brant C	P	National Science Foundation (NSF)			

[Redacted]

[Redacted]

[Redacted]

[Redacted]

[Redacted]

[Redacted]












[Redacted]

[Redacted]

[Redacted]

[Redacted]

Zhang, Rui	P	LSU Board of Supervisors	Volumetric modulated arc therapy-computed tomography	\$	37,000.00
Guo, BeiBei	C				
Li, Xin	C				
Matthews, Kenneth L	C				
Lee, Yongcheol	P	US Department of Transportation	Deep Reinforcement Learning-based Digital Twin for Risk-	\$	40,000.00
Choi, Jin-Woo	C		Improved Decision Making in Transp4 Tc 0.007 Tw 0 0 76 (g)-5.4 (g0,)5.1 (BDC 5 (s (g.8 (r)3.5 (u)-0.6 (74.3		



[Redacted]

[Redacted]

[Redacted]








[Redacted]

[Redacted]

[Redacted]

[Redacted]

[Redacted]



Comparison of Expenditure Data for past 3 y f4.64 8.5858 210.x68

Light Blue	Light Green	Light Blue	Light Green	Light Blue	Light Green
Light Blue	Light Green	Light Blue	Light Green	Light Blue	Light Green
Light Blue	Light Green	Light Blue	Light Green	Light Blue	Light Green
Light Blue	Light Green	Light Blue	Light Green	Light Blue	Light Green
Light Blue	Light Green	Light Blue	Light Green	Light Blue	Light Green
Light Blue	Light Green	Light Blue	Light Green	Light Blue	Light Green
Light Blue	Light Green	Light Blue	Light Green	Light Blue	Light Green
Light Blue	Light Green	Light Blue	Light Green	Light Blue	Light Green
Light Blue	Light Green	Light Blue	Light Green	Light Blue	Light Green
Light Blue	Light Green	Light Blue	Light Green	Light Blue	Light Green
Light Blue	Light Green	Light Blue	Light Green	Light Blue	Light Green
Light Blue	Light Green	Light Blue	Light Green	Light Blue	Light Green
Light Blue	Light Green	Light Blue	Light Green	Light Blue	Light Green
Light Blue	Light Green	Light Blue	Light Green	Light Blue	Light Green
Light Blue	Light Green	Light Blue	Light Green	Light Blue	Light Green
Light Blue	Light Green	Light Blue	Light Green	Light Blue	Light Green
Light Blue	Light Green	Light Blue	Light Green	Light Blue	Light Green
Light Blue	Light Green	Light Blue	Light Green	Light Blue	Light Green
Light Blue	Light Green	Light Blue	Light Green	Light Blue	Light Green
Light Blue	Light Yellow	Light Blue	Light Yellow	Light Blue	Light Yellow