

bulletin

By Kerry Hawkins



Burden Horticulture Society Board

Ex-Officio Director

Liaison to Burden Foundation

Liaison to LSU AgCenter

Chair

Vice Chair

Treasurer

Secretary

DIRECTORS



ADVISORY COMMITTEE




☒ e e s e t e s s e t e ☒
t t e e e t t t e
e ☒ t e e e t e
t t e e s t e e
s t t e e e s e &
e s
e s e t e s s s s
t t e e s e t e s e

s e e


s s e e

t t e e




- t e t e , , , t , t , t e e

By Je Kuehny



Creole

1969. (1969),
 1960.
 1970 1980,
 1940.
 1980 1990,
 1940.
 1980 1990,
 1940.
 1980 1990,
 1940.




1969. (1969),
 1960.
 1970 1980,
 1940.
 1980 1990,
 1940.
 1980 1990,
 1940.

Creole tomato myths vs. facts: ere is not just one type of ‘Creole’

By Dan Gill

continues on page 7





t t e e e e e

Dear BHS Members,

A
\$100,000
&
A
2009
A
K



T P P



the





