



*Louisiana State University
Graduates by College, Degree Level, Curriculum,
Racial/Ethnic Category and Gender
Summer 2022 - Spring 2023*



*Louisiana State University
Graduates by College, Degree*



*Louisiana State University
Graduates by College, Degree Level, Curriculum,
Racial/Ethnic Category and Gender*

*Office of Budget & Planning 311 Thomas Boyd Hall Baton Rouge, LA 70803-2750
Telephone 225/578-1231 Fax 225/578-5963 www.bgtplan.lsu.edu*

Table 4

*Louisiana State University
 Graduates by College, Degree Level, Curriculum,
 Racial/Ethnic Category and Gender
 Summer 2022 - Spring 2023*

Business		Grand Total	NonRes Alien		Black or African American		American Indian or Alaska Native		White		Asian		Hispanic or Latino		Native Hawaiian or Other Pacific Islander	Two or More Races		Unknown		Total		
			M	W	M	W	M	W	M	W	M	W	M	W	M	M	W	M	W	M	W	
Doctorate	Accounting, PHD	2	0	1	0	0	0	0	0	1	0	0	0	0	0	0	0	0	0	0	0	2
	Business Administration, PHD	7	1	3	1	0	0	0	1	0	0	1	0	0	0	0	0	0	0	0	3	4
	Economics, PHD	1	0	1	0	0	0	0	0	0	0	0	0	0	0	0	0	0	0	0	0	1
	Total	10	1	5	1	0	0	0	1	1	0	1	0	0	0	0	0	0	0	0	3	7
Graduate Certificate	Analytics, Cert	55	1	1	4	2	0	0	24	12	2	1	4	2	0	1	0	1	0	37	18	
	Emerging Information Technologies for Business, Cert in	32	2	0	5	2	0	0	11	6	1	0	2	2	0	0	1	0	0	21	11	
	Total	87	3	1	9	4	0	0	35	18	3	1	6	4	0	1	1	1	0	58	29	
Grand Total		1,329	31	24	62	75	2	1	561	370	37	22	50	47	1	16	16	10	4	770	559	

Telephone 225/578-1231 Fax 225/578-5963 www.bgtplan.lsu.edu

Table 4

*Louisiana State University
 Graduates by College, Degree Level, Curriculum,
 Racial/Ethnic Category and Gender
 Summer 2022 - Spring 2023*

Human Sciences & Education	Grand Total	NonRes Alien	Black or African American	




Table 4

Telephone 225/578-1231 Fax 225/578-5963 www.bgtplan.lsu.edu

Table 4




Table 4

**Louisiana State University
 Graduates by College, Degree Level, Curriculum,
 Racial/Ethnic Category and Gender
 Summer 2022 - Spring 2023**

Law		Grand Total	NonRes Alien		Black or African American		White		Asian		Hispanic or Latino		Two or More Races		Unknown		Total	
			M	W	M	W	M	W	M	W	M	W	M	W	M	W	M	W
Professional	Law, JD	38	0	0	1	2	17	15	1	0	0	0	0	1	1	0	20	18
	Law, JDCL	137	1	0	4	3	48	63	1	1	5	4	2	2	1	2	62	75
	Total	175	1	0	5	5	65	78	2	1	5	4	2	3	2	2	82	93
Post-Professional	Law, LLM	13	0	10	0	0	1	0	0	0	0	2	0	0	0	0	1	12
	Total	13	0	10	0	0	1	0	0	0	0	2	0	0	0	0	1	12
Graduate Certificate	Estate Planning & Taxation, Certificate in	20	0	0	2	0	6	8	0	0	1	2	0	1	0	0	9	11
	ENERGY LAW AND POLICY, CERT.	17	0	0	0	0	9	6	0	0	1	1	0	0	0	0	10	7
	Total	37	0	0	2	0	15	14	0	0	2	3	0	1	0	0	19	18
Grand Total		225	1	10	7	5	81	92	2	1	7	9	2	4	2	2	102	123

**Louisiana State University
 Graduates by College, Degree Level, Curriculum,
 Racial/Ethnic Category and Gender
 Summer 2022 - Spring 2023**

Mass Communication	Grand Total	NonRes Alien	Black or African

*Louisiana State University
 Graduates by College, Degree Level, Curriculum,
 Racial/Ethnic Category and Gender
 Summer 2022 - Spring 2023*

Music and Dramatic Arts		Grand Total	NonRes Alien		Black or African American		White		Asian		Hispanic or Latino		Two or More Races		Total	
			M	W	M	W	M	W	M	W	M	W	M	W	M	W
Baccalaureate	Film and Television, BFA	6	0	0	0	3	1	1	0	0	1	0	0	0	2	4
	Music Education, BME	11	0	0	1	0	5	4	0	0	1	0	0	0	7	4
	Music, BA	15	0	0	0	0	6	6	1	0	1	1	0	0	8	7
	Music, BM	17	0	0	0	1	7	6	0	1	1	1	0	0	8	9
	Theatre, BA	25	1	0	4	2	2	13	0	0	0	1	1	1	8	17
	Total	74	1	0	5	6	21	30	1	1	4	3	1	1	33	41
Masters	Music, MM	33	3	3	1	0	5	16	1	0	1	0	0	3	11	22
	Total	33	3	3	1	0	5	16	1	0	1	0	0	3	11	22
Doctorate	Music, DMA	17	2	7	1	0	4	2	0	0	0	0	0	1	7	10
	Music, PHD	6	0	1	0	1	4	0	0	0	0	0	0	0	4	2
	Theatre, PHD	2	0	0	0	0	0	2	0	0	0	0	0	0	0	2
	Total	25	2	8	1	1	8	4	0	0	0	0	0	1	11	14
7	Total	132	6	11	7	7	34	30								

Table 4

*Office of Budget & Planning 311 Thomas Boyd Hall Baton Rouge, LA 70803-2750
Telephone 225/578-1231 Fax 225/578-5963 www.bgtplan.lsu.edu*

Table 4

*Louisiana State University
 Statistics by College, Degree Level, Curriculum,
 Racial/Ethnic Category and Gender
 Summer 2022 - Spring 2023*

NonRes Alien		Black or African American		American Indian or Alaska Native	White		Asian		Hispanic or Latino		Native Hawaiian or Other Pacific Islander	Two or More Races		Unknown		Total	
M	W	M	W	W	M	W	M	W	M	W	W	M	W	M	W	M	W
3	0	0	1	0	1	0	0	0	0	0	0	0	0	0	0	4	1
3	7	0	1	0	3	1	0	0	3	0	0	0	0	0	0	9	9
4	5	1	1	0	1	3	0	0	0	0	0	0	0	0	0	6	9
														0	0	2	1
														0	0	6	4

