



0

0

00

00

00

00

00

00

00

00

00

00

00

00

00

00

00

00

00

00

00

00

00

00

00

00

8

SECRET

SECRET

SECRET

DEDICATED TO
My loving wife, Jeanne

TABLE OF CONTENTS

PAGE

iii

vii

viii

ix

1

3

3

4


12

FIGURE

2-1

4-1

4-2





1. The first part of the document discusses the importance of maintaining accurate records of all transactions and activities. It emphasizes that this is essential for ensuring transparency and accountability in the organization's operations.

2. The second part of the document outlines the various methods and tools used to collect and analyze data. It highlights the need for consistent and reliable data collection processes to ensure the validity of the results.

3. The third part of the document describes the different types of data that are collected and analyzed. It includes information on both quantitative and qualitative data, as well as the specific techniques used to analyze each type.

4. The final part of the document provides a summary of the key findings and conclusions from the study. It discusses the implications of the results and offers recommendations for future research and practice.

with a diameter of 100 mm

is the diameter of the

rod

is the diameter of the

rod

is the diameter of the

rod

is the diameter of the

rod

is the diameter of the

rod

is the diameter of the

rod

is the diameter of the

rod

is the diameter of the

rod

is the diameter of the

rod

is the diameter of the

rod

is the diameter of the

rod

is the diameter of the

rod

is the diameter of the

rod

is the diameter of the

rod

1000

1000

1000

1000

1000

1000

1000

1000

1000

1000

1000

1000

1870

1871

1872

1873

1874

1875

1876

1877

1878

1879

1880

1881

1882

1883

1884

1885

1886

1887

1888

1889

1890

1891

1892

1893

1894

1895

1896

1897

1898

1899

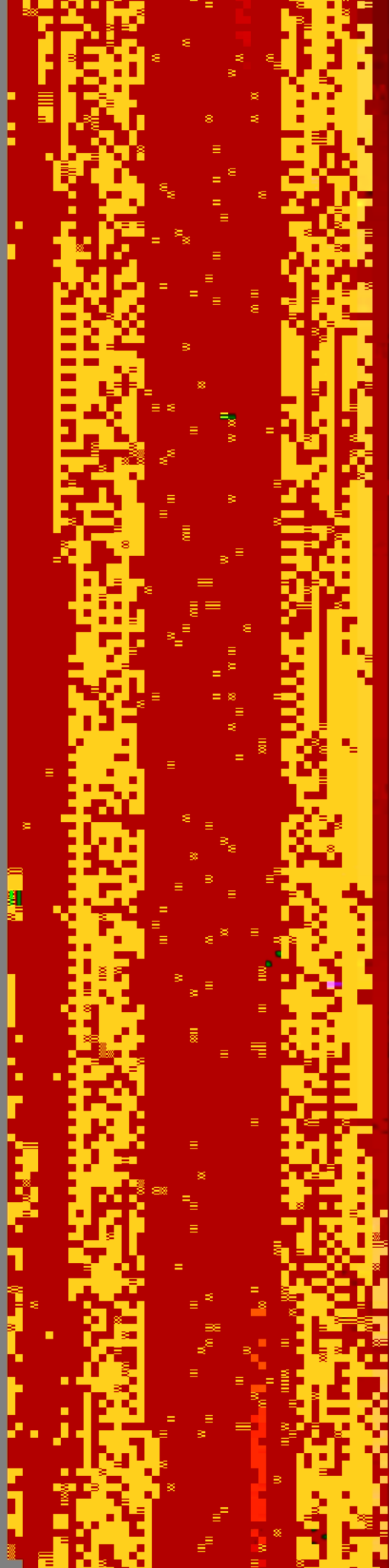
1900

1901

1902

1903

1904




...the ... of ...
...the ... of ...

...the ... of ...
...the ... of ...

...the ... of ...
...the ... of ...

...the ... of ...
...the ... of ...

...the ... of ...
...the ... of ...



1. The first part of the document discusses the importance of maintaining accurate records of all transactions.

2. It is essential to ensure that all data is entered correctly and consistently.

3. Regular audits should be conducted to verify the accuracy of the information.

4. The second part of the document outlines the procedures for handling discrepancies.

5. Any errors identified should be reported immediately to the relevant department.

6. The final section provides a summary of the key points discussed throughout the document.

7. It is hoped that this document will serve as a useful guide for all staff involved in the process.

8. Thank you for your attention and cooperation.

9. Yours faithfully,

10. [Signature]





1. The first part of the document is a title page. It contains the title of the document, the author's name, and the date of publication. The title is "The History of the United States" and the author is "John Adams". The date is "1776".

2. The second part of the document is the preface. It discusses the importance of the document and the author's intentions. The author states that the document is a "Declaration of Independence" and that it is a "Declaration of the Rights of the Colonies".

3. The third part of the document is the main body of the text. It contains the text of the Declaration of Independence. The text is written in a formal, legalistic style and is divided into several paragraphs. The first paragraph states the purpose of the document and the second paragraph states the reasons for the declaration.

4. The fourth part of the document is the signature block. It contains the names of the signatories and the date of the document. The signatories are listed in two columns and the date is "1776".

5. The fifth part of the document is the closing. It contains the text "In witness whereof" and the date "1776".

Wire

W

W

W

W

W

Wire

W



MB

SCOPIN

STRON

SPATA

STOKY

ESCAPE

STATION

STON

STON

de Carlo Process.





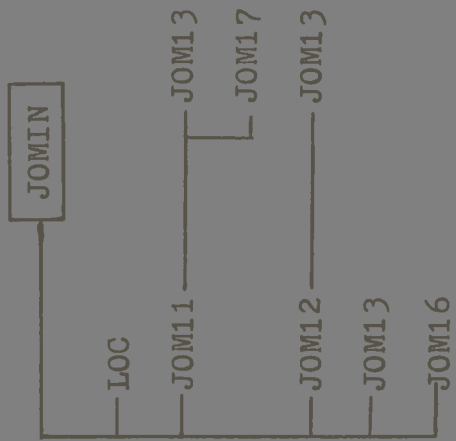


FIGURE 4-3. Hierarchy of Subroutines in the General Geometry Package (3)












FIGURE 5-1. Cutaway View of Cf-252 Irradiation Chamber.



FIGURE 5-2. Source Stand for Use With Irradiation Chamber.





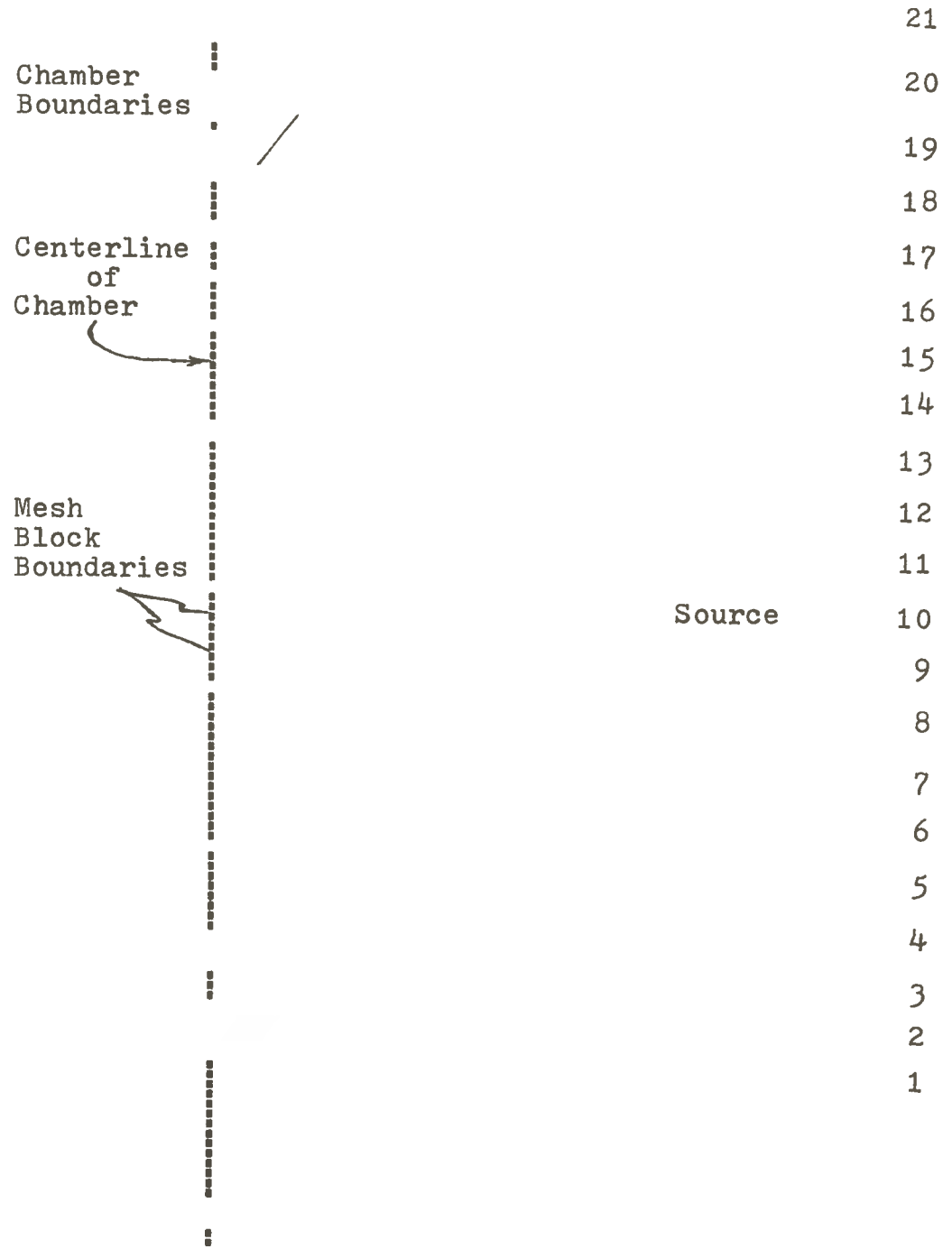


FIGURE 5-4. Modeling of Chamber System for DOT Code.

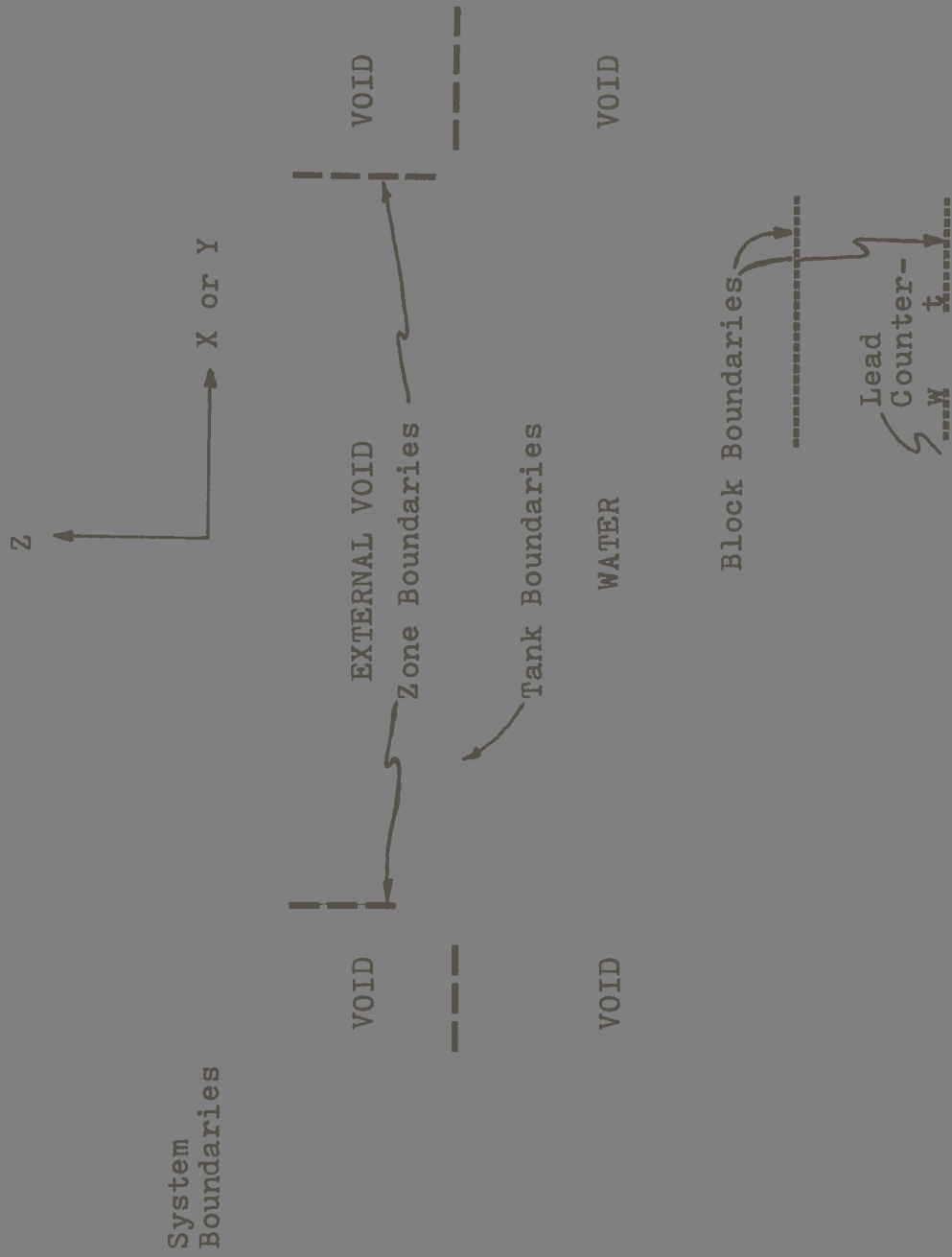


FIGURE 5-5. Irradiation Chamber and Tank System



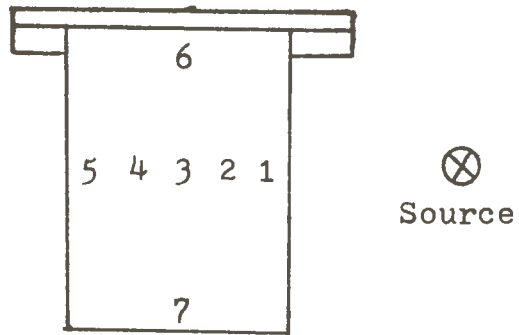


FIGURE 6-1. Positions of Indium Foil Pairs Irradiated in the Chamber.

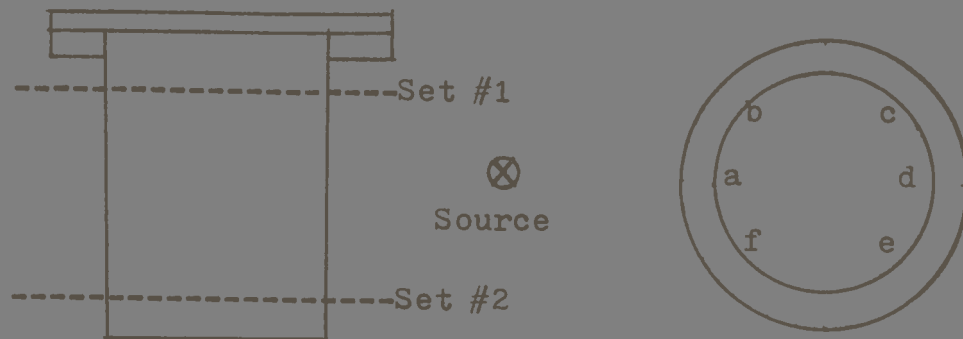


FIGURE 6-2. Positions of Sulfur Vials Irradiated in the Chamber.

1870

1871

1872

1873

1874

1875

1876

1877

1878

1879

1880

1881

1882

1883

These calculations are performed by the program
 of MORSE, a point-by-point neutron transport
 cross-section input, and the
 probability of capture and
 fission. This code is
 designed to handle all
 the details of the
 calculation. The
 results of the
 calculation are
 presented in the
 form of a table
 of effective multiplication factor
 and reactivity. The
 results are presented in the
 form of a table
 of effective multiplication factor
 and reactivity. The
 results are presented in the
 form of a table
 of effective multiplication factor
 and reactivity.

The results of the
 calculation are
 presented in the
 form of a table
 of effective multiplication factor
 and reactivity. The
 results are presented in the
 form of a table
 of effective multiplication factor
 and reactivity. The
 results are presented in the
 form of a table
 of effective multiplication factor
 and reactivity.

The first part of the document discusses the importance of maintaining accurate records of all transactions. It emphasizes that every entry should be supported by a valid receipt or invoice. This ensures transparency and allows for easy verification of the data.

In addition, the document outlines the procedures for handling discrepancies. If there is a difference between the recorded amount and the actual amount received or paid, it is crucial to investigate the cause immediately. This could be due to a clerical error, a missing receipt, or a more serious issue like fraud.

The document also covers the process of reconciling accounts. This involves comparing the internal records with the bank statements to ensure they match. Any differences should be identified and explained. Regular reconciliation helps in detecting errors early and maintaining the integrity of the financial data.

Finally, the document stresses the need for confidentiality. Financial information is sensitive and should only be shared with authorized personnel. Proper access controls and secure storage of records are essential to protect the organization's assets and reputation.

1972

1973

1974

1975

1976

1977

1978

1979

1980

1981





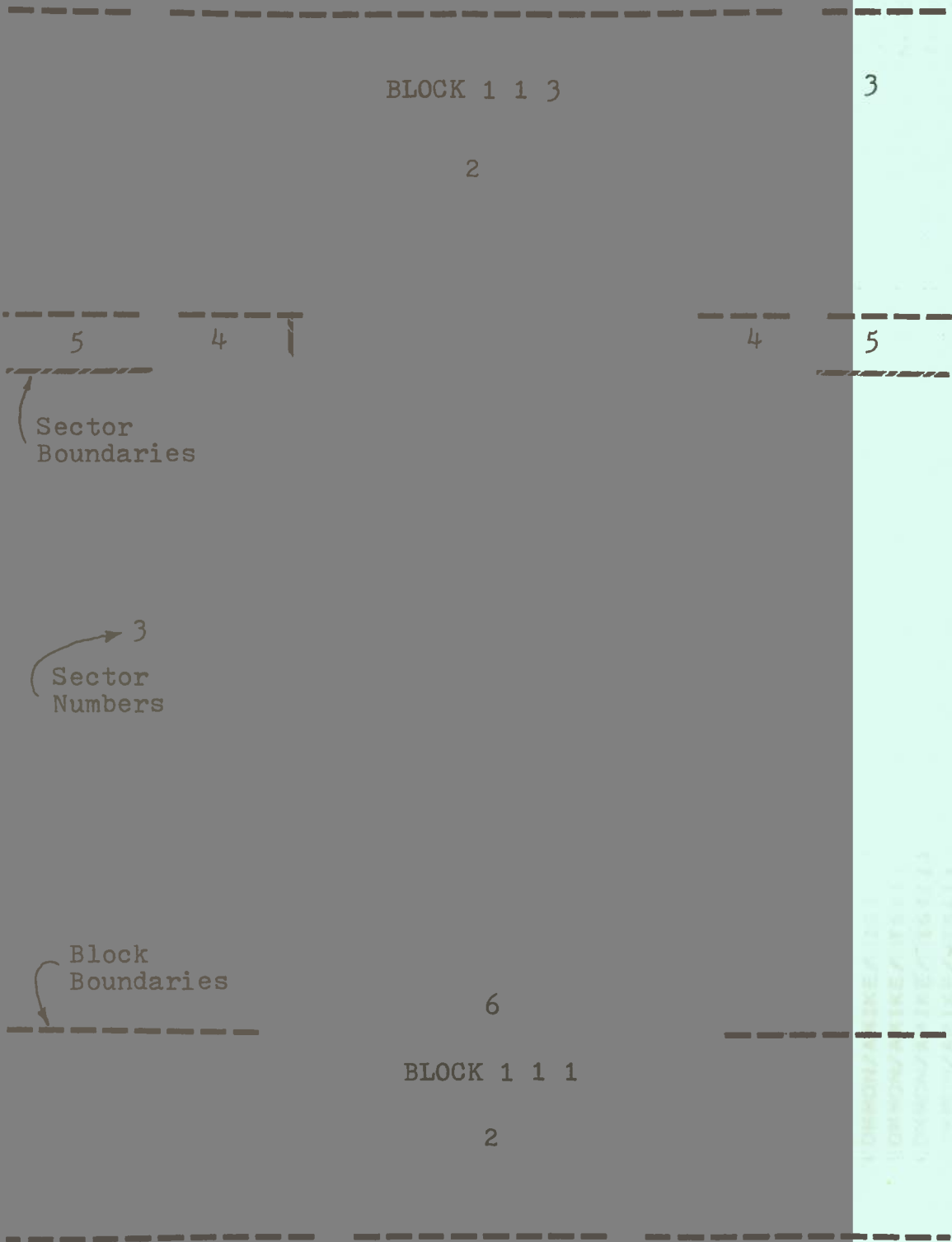


FIGURE A-1. Division of Zone 2 2 1 into Blocks and Sectors for MORSE Input.



33750
33920
34770
36250
37110
38760
41130
41640
42170
42380
42381
42640
42641
42910
44360
44361
44660
46350


00010

00010



APPENDIX C

ALFRED SVENSON



//STEP3 EXEC GOPRCC,REGION.GO=260K,TIME.GO=019
//GC.SYSIN DD *

REGULAR MORSE INPUT GOES HERE

THE FOLLOWING IS THE GEOMETRY PORTION OF THE INPUT
FOR DESCRIPTION OF THE CALIFORNIA CHAMBER PROBLEM

D+11
D+11

